 Une y luego escribe la palabra.

rey



\_\_\_\_\_

regla




\_\_\_\_\_

racimo




\_\_\_\_\_

renacuajo



\_\_\_\_\_

regalo



\_\_\_\_\_

regalo



\_\_\_\_\_

 Completa.

ra re ri ro ru

Ma...sa llo... mucho.

...món es ...bio.

Pu... tiene ma...do.

Fumo el pu... aho....

rra rre rri rro rru

Ese ma...no es ho...ble.

La to... está a...ba.


La go... tiene tie....

Una ca...ra de pe...s.

NOMBRE:

FECHA:

ORTO\_R4.



Completa.

Diagram for completing words starting with 'r':

- Circle with 'r' connected to circles with 'a', 'e', 'i', 'o', and 'u'.
- 'a' → ra → ra
- 'e' →
- 'i' →
- 'o' →
- 'u' →

Handwriting practice lines:

- Line 1: ra
- Line 2:
- Line 3:
- Line 4:
- Line 5:
- Line 6:
- Line 7:






Illustration area:

- Top box:
- Four empty boxes for drawing.



Escribe el nombre y haz el dibujo.

cá ma ra    to re ro    ma ri no    o ru ga    Ma ri sa  
 ↓ ↓ ↓    ↓ ↓ ↓    ↓ ↓ ↓    ↓ ↓ ↓    ↓ ↓ ↓













NOMBRE:

FECHA:


ORTO\_R2.

 Escribe el nombre de los dibujos:



 Escribe las frases completas y copia.

Roberto rompe la



El  lo recoge Ramón.


El



roe el



Rebeca



la

