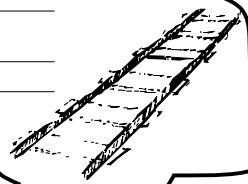



va ve vi vo vu

 Forma palabras.


a \_\_\_\_\_  
 ví \_\_\_\_\_



vas \_\_\_\_\_  
 \_\_\_\_\_  
 \_\_\_\_\_




la \_\_\_\_\_  
 ve \_\_\_\_\_



no \_\_\_\_\_  
 vi \_\_\_\_\_  
 \_\_\_\_\_



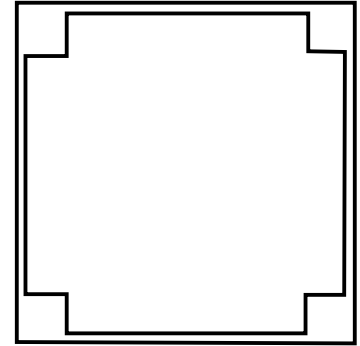
\_\_\_\_\_ pa \_\_\_\_\_  
 \_\_\_\_\_  
 \_\_\_\_\_



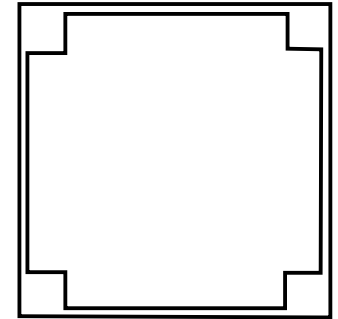
vo \_\_\_\_\_

 Forma frases y dibuja.

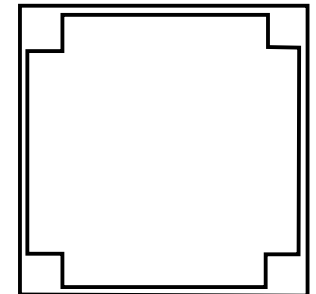
Esa \_\_\_\_\_  
 vuela. ave



El \_\_\_\_\_  
 vomita. \_\_\_\_\_  
 parvo



ve \_\_\_\_\_  
 Silvia a \_\_\_\_\_  
 David.



va ve vi vo vu




Escribe los nombres.

1



\_\_\_\_\_  
\_\_\_\_\_  
\_\_\_\_\_

3




\_\_\_\_\_  
\_\_\_\_\_  
\_\_\_\_\_

5




\_\_\_\_\_  
\_\_\_\_\_  
\_\_\_\_\_



2

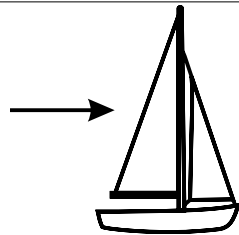
\_\_\_\_\_  
\_\_\_\_\_  
\_\_\_\_\_

4



\_\_\_\_\_  
\_\_\_\_\_  
\_\_\_\_\_


6



\_\_\_\_\_  
\_\_\_\_\_  
\_\_\_\_\_




Escribe los números en las frases y copia.




La novia va a la boda.

\_\_\_\_\_  
\_\_\_\_\_




El viento mueve la vela.

\_\_\_\_\_  
\_\_\_\_\_




Vito lava los vasos.

\_\_\_\_\_  
\_\_\_\_\_




El viento mueve la veleta.

\_\_\_\_\_  
\_\_\_\_\_



Vanesa lee la novela.


\_\_\_\_\_  
\_\_\_\_\_




Eva pone el vestido.

\_\_\_\_\_  
\_\_\_\_\_

va ve vi vo vu

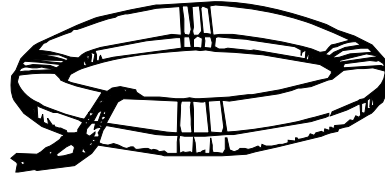
 Escribe los nombres.



\_\_\_\_\_

\_\_\_\_\_

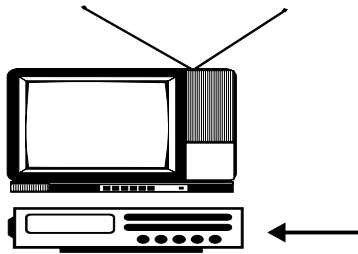
\_\_\_\_\_



\_\_\_\_\_

\_\_\_\_\_


\_\_\_\_\_



\_\_\_\_\_

\_\_\_\_\_

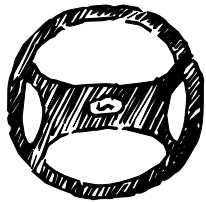
\_\_\_\_\_



\_\_\_\_\_

\_\_\_\_\_


\_\_\_\_\_



\_\_\_\_\_

\_\_\_\_\_


\_\_\_\_\_



\_\_\_\_\_

\_\_\_\_\_

\_\_\_\_\_

 Lee y dibuja en el sitio apropiado.

vas      ventana  
vestido      oliva      saliva  
nueve      vaso      vela

VA

\_\_\_\_\_

\_\_\_\_\_

\_\_\_\_\_

VE

\_\_\_\_\_

\_\_\_\_\_

\_\_\_\_\_

avispa-salvavidas-video-violín-volante-televisión

NOMBRE:

FECHA:

VIO.

va

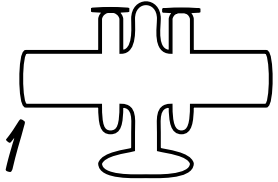
ve

vi

vo

vu

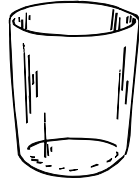
Escribe los nombres con mayúsculas en el crucigrama.



1



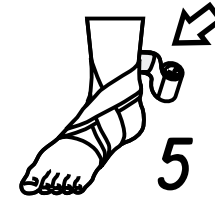
2




3



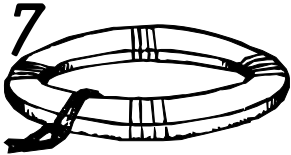
4



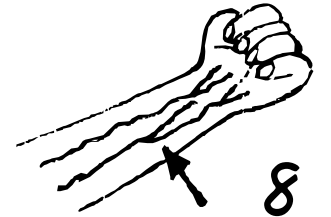
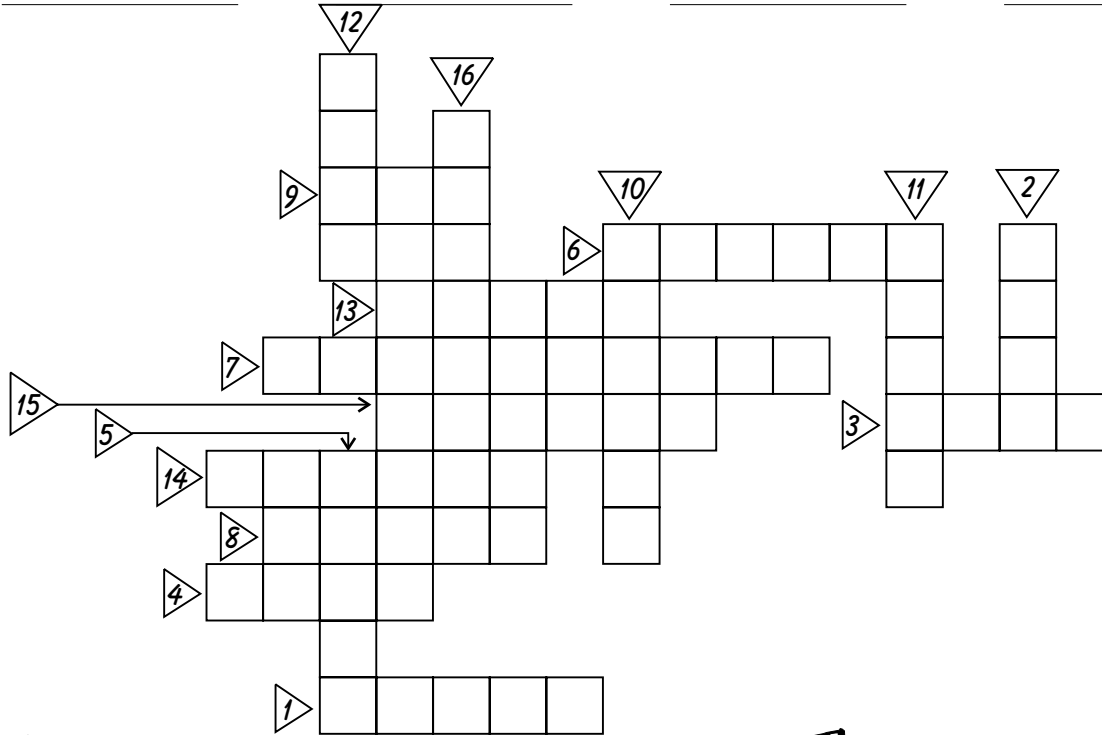
5



6



7



8




9

20

10



11



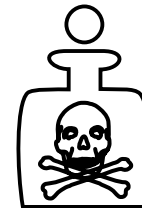
12



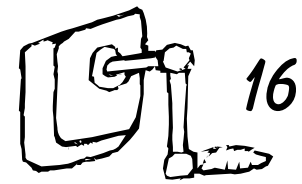
13



14



15



16

NOMBRE:

FECHA:

VO1.

va

ve

vi

vo

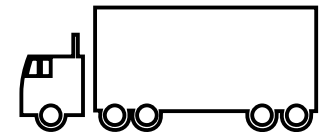


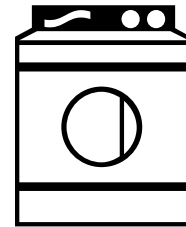



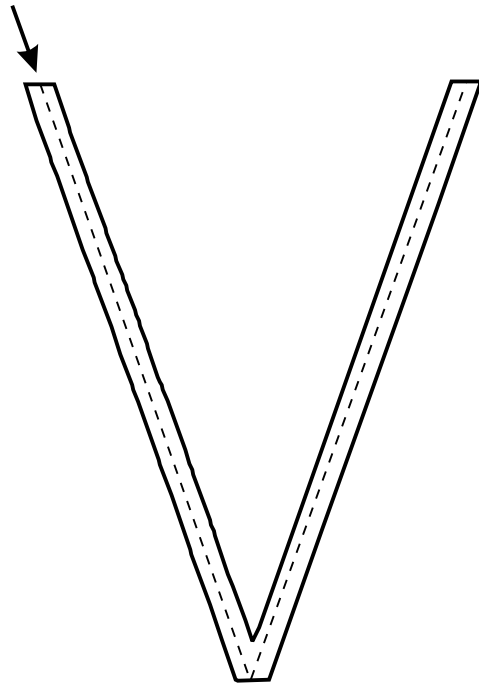

vu



Repasa, pinta y copia.



Rodea y pinta las cosas que tengan la letra "v"



va va va va va

V V V V

va ve vi vo vu

NOMBRE:

FECHA:

V02.


va

ve

vi

vo

vu

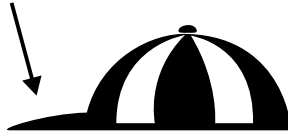
 Une, copia y pinta.

 Rodea y pinta las cosas que tengan la letra "v"

va

---

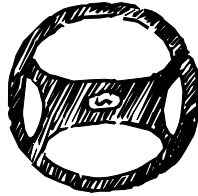
---



ve

---


---



vi

---

---



vo

---

---



vu

---

---



ave

---

---



selva

---

---



violeta

---

---



novela

---

---



avioneta

---

---



saliva

---

---



NOMBRE:

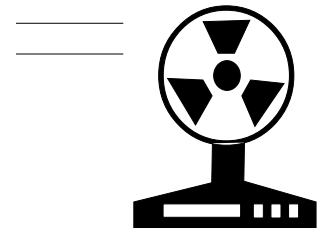

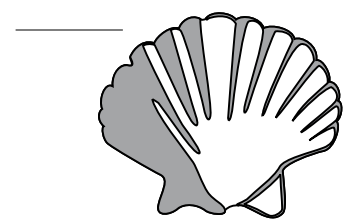


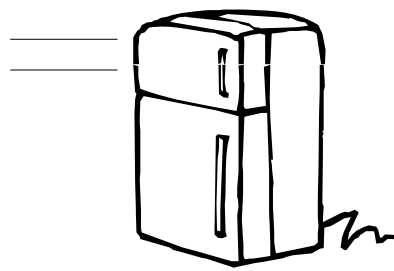





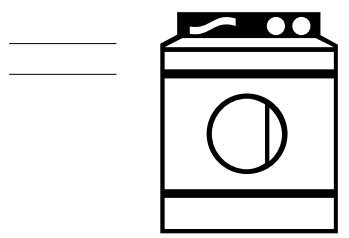



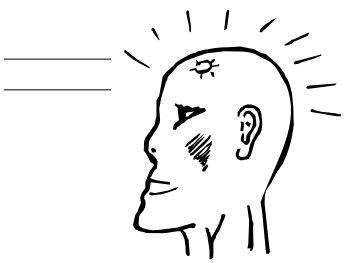
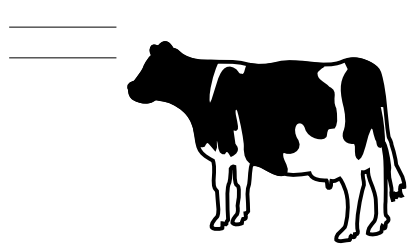
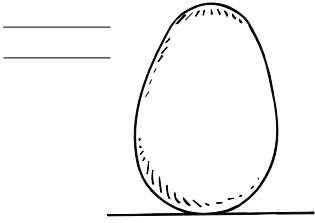
FECHA:

V03.

va ve vi vo vu

 Observa si los dibujos tienen "va, ve, vi, vo, vu", y escríbelo.



vi



va ve vi vo vu

Escribe cada palabra en el sitio adecuado.

ave avioneta lavabo  
Vanessa veneno violín



Handwriting practice lines for the word 'veneno'.

Handwriting practice lines for the word 'violín'.

Handwriting practice lines for the word 'lavabo'.



Handwriting practice lines for the word 'ave'.

Handwriting practice lines for the word 'Vanessa'.

Handwriting practice lines for the word 'avioneta'.


Rodea y repasa la letra "v".

A large rectangular box containing a grid of letters for a tracing exercise. The letters are arranged in a roughly 10x6 grid. The letters included are 'u', 'n', 'v', 'b', and 'u'. The 'v's are the target letters for the exercise.



va ve vi vo vu

 Observa y escribe uniendo las sílabas:



Na vi dad



\_\_\_\_\_

\_\_\_\_\_

\_\_\_\_\_


\_\_\_\_\_

\_\_\_\_\_

\_\_\_\_\_

\_\_\_\_\_

\_\_\_\_\_



ven da val



\_\_\_\_\_

\_\_\_\_\_

\_\_\_\_\_

\_\_\_\_\_

\_\_\_\_\_

\_\_\_\_\_

\_\_\_\_\_

\_\_\_\_\_



vo lei vol



\_\_\_\_\_

\_\_\_\_\_

\_\_\_\_\_


\_\_\_\_\_

\_\_\_\_\_

\_\_\_\_\_

\_\_\_\_\_

\_\_\_\_\_



na ve



\_\_\_\_\_

\_\_\_\_\_

\_\_\_\_\_

\_\_\_\_\_

\_\_\_\_\_

\_\_\_\_\_

\_\_\_\_\_

\_\_\_\_\_



vo mi ta



\_\_\_\_\_

\_\_\_\_\_

\_\_\_\_\_

\_\_\_\_\_

\_\_\_\_\_

\_\_\_\_\_


\_\_\_\_\_

\_\_\_\_\_

va ve vi vo vu

 Rodea las palabras correctas y copia 2 veces.


9 nieve  
nueve




veinte  
ventana

\_\_\_\_\_  
\_\_\_\_\_  
\_\_\_\_\_

\_\_\_\_\_  
\_\_\_\_\_  
\_\_\_\_\_

 Completa con "va, ve, vi, vo, vu" y copia.



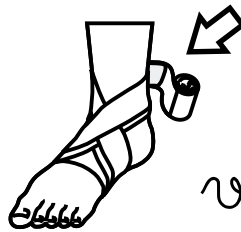
a...ón

\_\_\_\_\_  
\_\_\_\_\_



E....

\_\_\_\_\_  
\_\_\_\_\_


 vela  
venda



nieve  
nueve

\_\_\_\_\_  
\_\_\_\_\_  
\_\_\_\_\_

\_\_\_\_\_  
\_\_\_\_\_  
\_\_\_\_\_



pa....

\_\_\_\_\_  
\_\_\_\_\_



...no

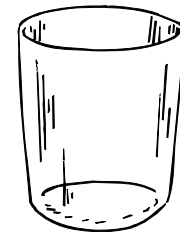
\_\_\_\_\_  
\_\_\_\_\_

20 vente  
veinte

 venda  
vena

\_\_\_\_\_  
\_\_\_\_\_  
\_\_\_\_\_

\_\_\_\_\_  
\_\_\_\_\_  
\_\_\_\_\_



...so

\_\_\_\_\_  
\_\_\_\_\_



mani...la

\_\_\_\_\_  
\_\_\_\_\_