

ta te ti to tu



Une las minúsculas con las mayúsculas y descubre palabras en vertical.

i

e

m

u

l

t

a

o

n

M

L

E

U

P

A

T

I

O



Lee, copia y dibuja.

tío



teta



tapa



lata



Mateo



patio



ta te ti to tu

 Une las sílabas para formar los nombres y copia.

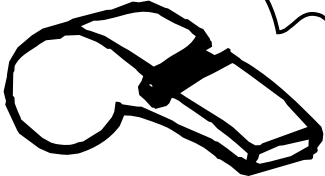
ta
pa



pa
ta




to
pi



ta
le
ma




ta
pa le

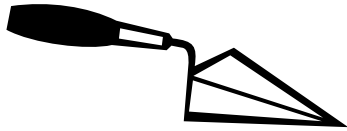



ma
te to




ta te ti to tu

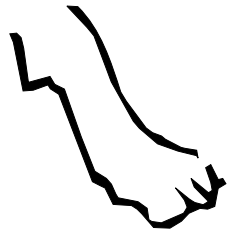
 Escribe los nombres.







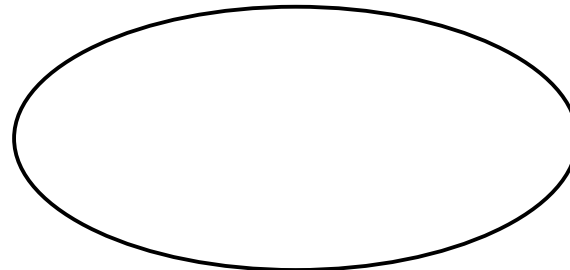
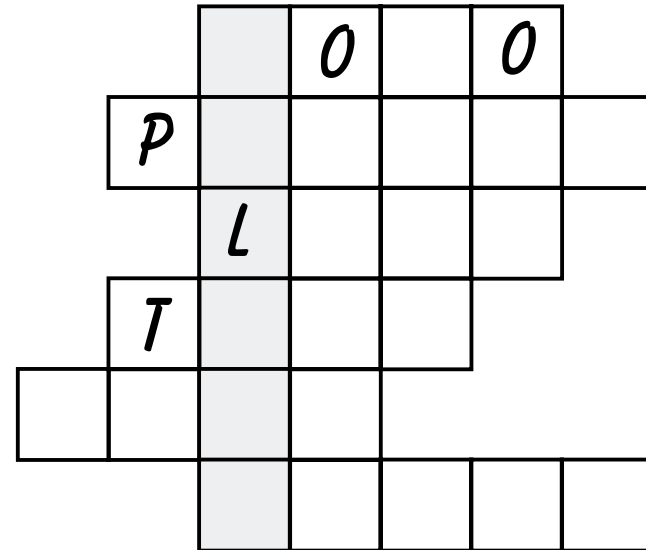







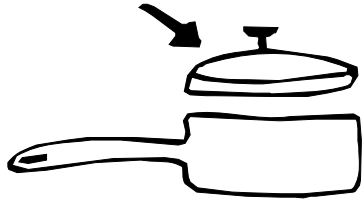


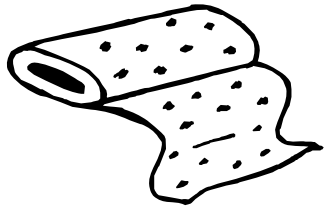
 Completa con las palabras anteriores, descubre la palabra escondida y dibújala.




ta te ti to tu


 Escribe los nombres.






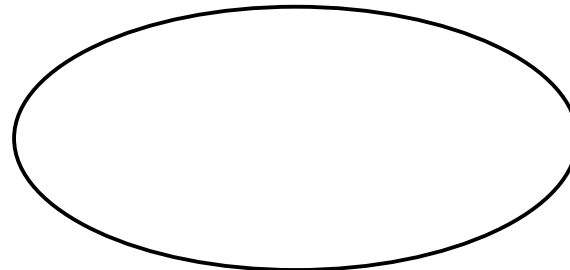
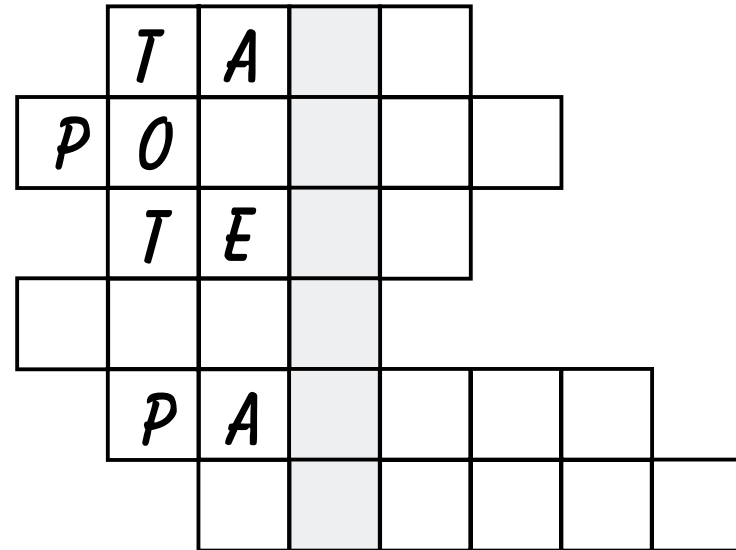










 Completa con las palabras anteriores, descubre la palabra escondida y dibújala.




ta te ti to tu

 Ordena las frases y dibuja.


toma
Tito
tila.




té.
toma
Teo



pelea.
Tu
topo



 Rodea y pinta los siguientes objetos:

auto


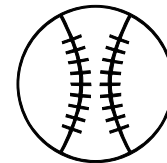


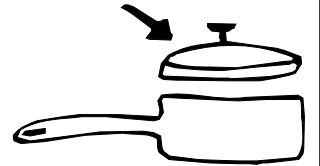
topo

pito

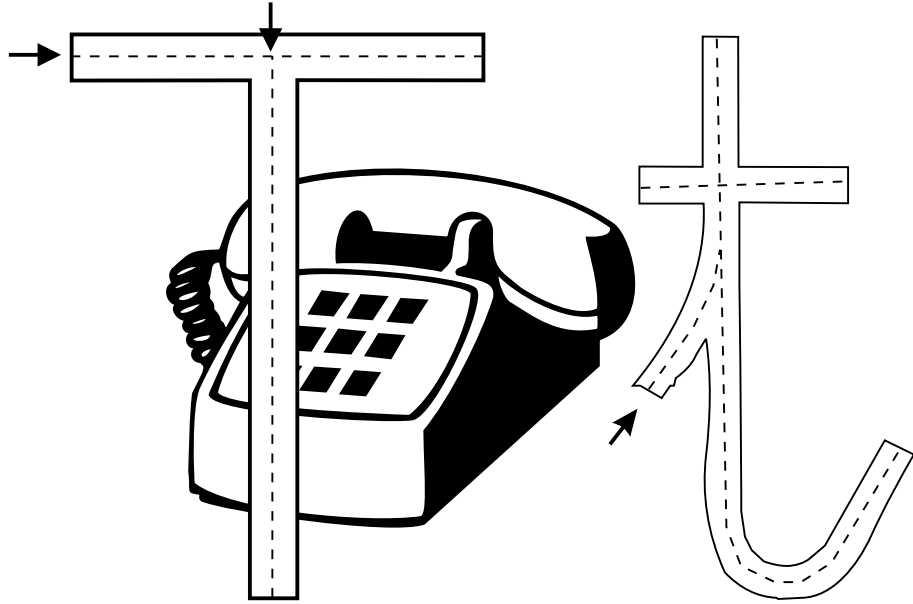
pelota

tila

tía



 Repasa y pinta.




 Copia.

t t t t T T T

ta te ti to tu

 Escribe y haz el dibujo.


La moto alta.





Mamá toma té.



ta te ti to tu

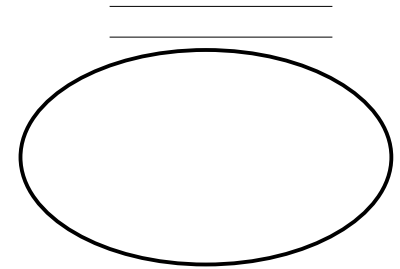
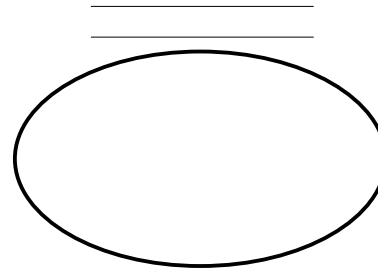
 Rodea y pinta los dibujos que tengan "t".



 Copia y haz los dibujos.

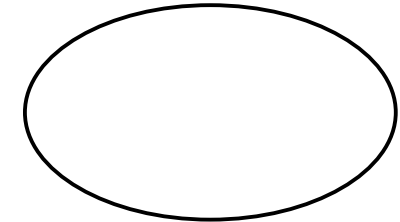
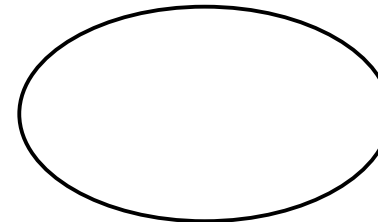
tela

moto



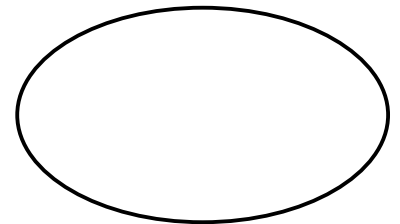
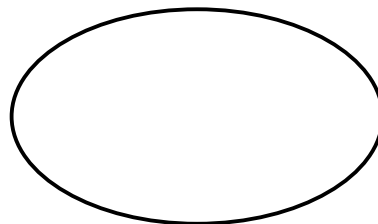
pato

tele



pito


tomate



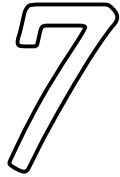
ta te ti to tu

 Observa si los dibujos tienen "ta, te, ti, to, tu", y escríbelo.


ta



==




==




==




==




==



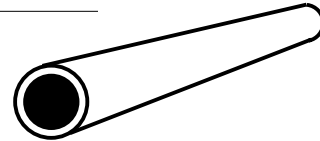
==



==



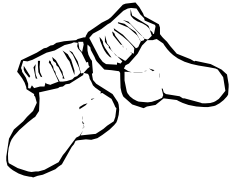
==




==




==



==



==



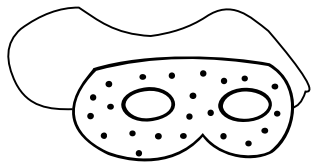
==




==




==



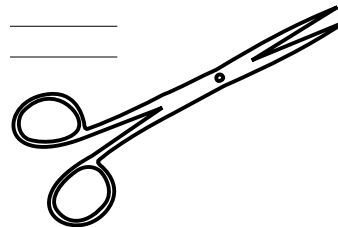
==




==




==




==

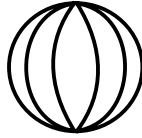


ta te ti to tu

 Une y luego escribe las palabras.

 Completa con "ta, te, ti, to, tu" y copia.

lata



pato



pelota

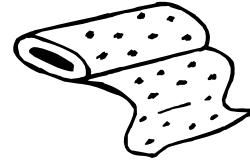


tomate



paleta






...la



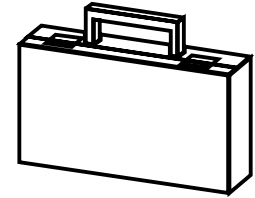
...po




po...to



pi...



male...



pa...o

ta

te

ti

to

tu



Lee, copia y dibuja.


tila



auto



pauta



pétalo




pote




tapete

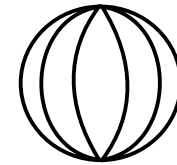



Escribe los nombres.

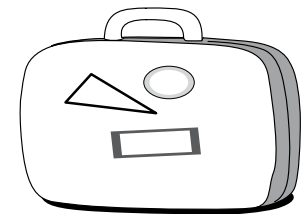












ta te ti to tu

 Escribe los nombres y luego copia.



La aleta

El



 Une las palabras iguales.

piloto

pelota

paleta

tía

tele

tila

tele

paleta

piloto

tila

pelota


tía

 Copia y dibuja.


La paleta




El tomate



ta te ti to tu

 Rodea "ta, te, ti, to, tu" en las palabras:

alicates antena
 camioneta
 billete castelo
 castillo
 botón chincheta
 elefante
 chocolate etiqueta
 diamante
 hotel laberinto
 planta bote

 Une, copia y pinta.

ta

te

ti

to

tu

