



NOMBRE:

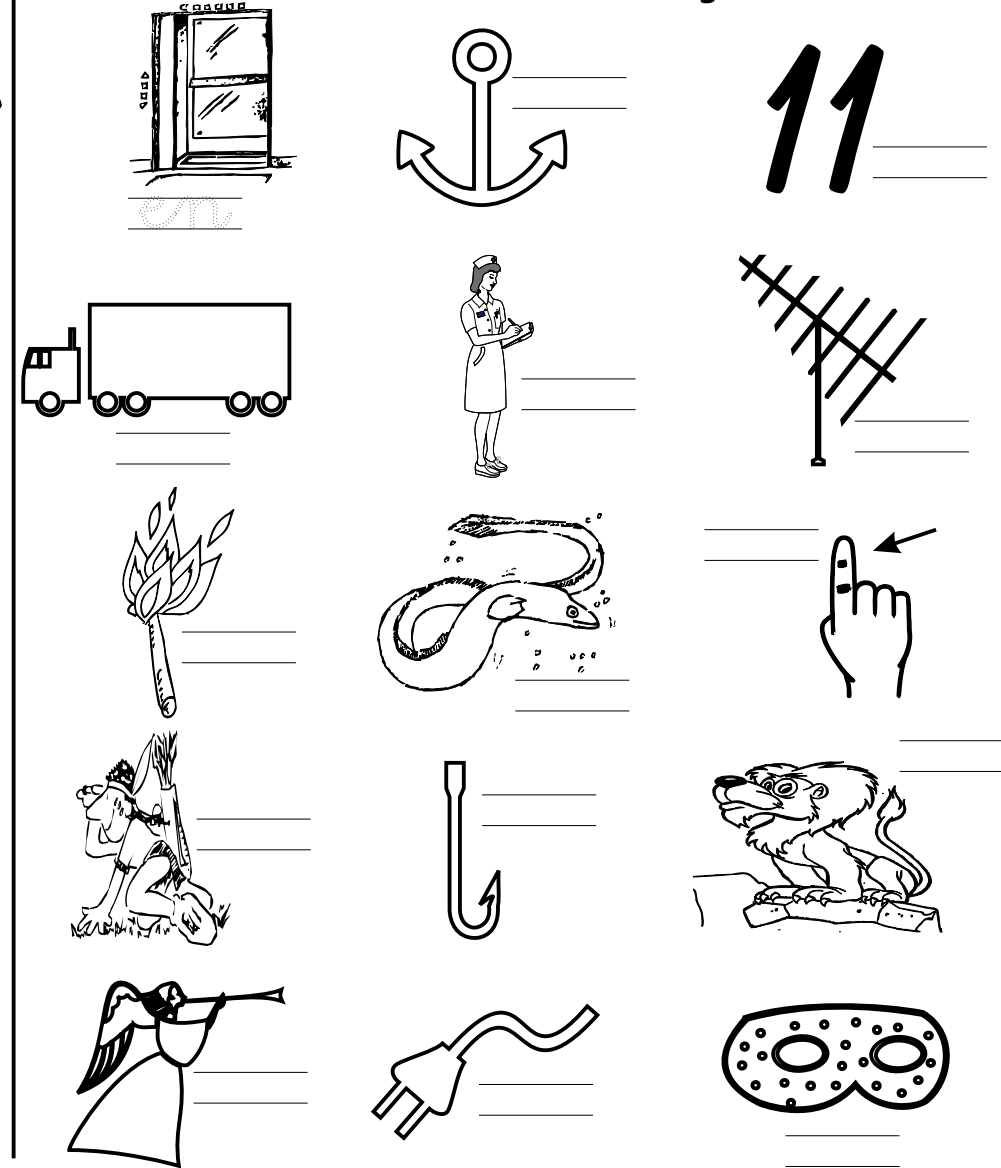

FECHA:

Nº.


an en in on un

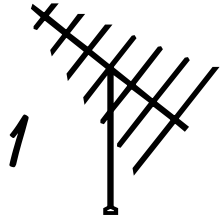
 Rodea los dibujos que tengan "an, en, in, on, un".

 Escribe "an, en, in, on, un" según el nombre.



an en in on un

 Escribe los nombres.





2


3




4




5



6



 Lee, pon el número en cada frase y copia.

Ana pasa el puente.

La onda es ondulada.

Anita anda.

Ese león no anda.

El indio oteando.

Puse la antena.

NOMBRE:


FECHA:

N12.






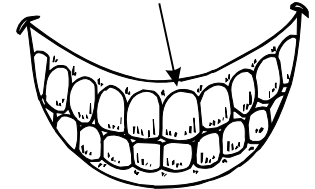
na ne ni no nu en



Escribe cada nombre en el lugar que le corresponda.



abuelo



na

ne

ni

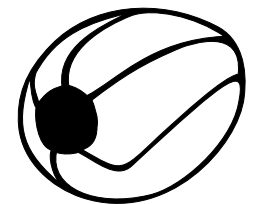


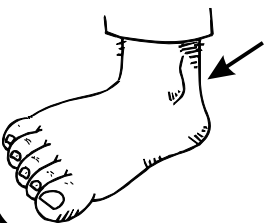
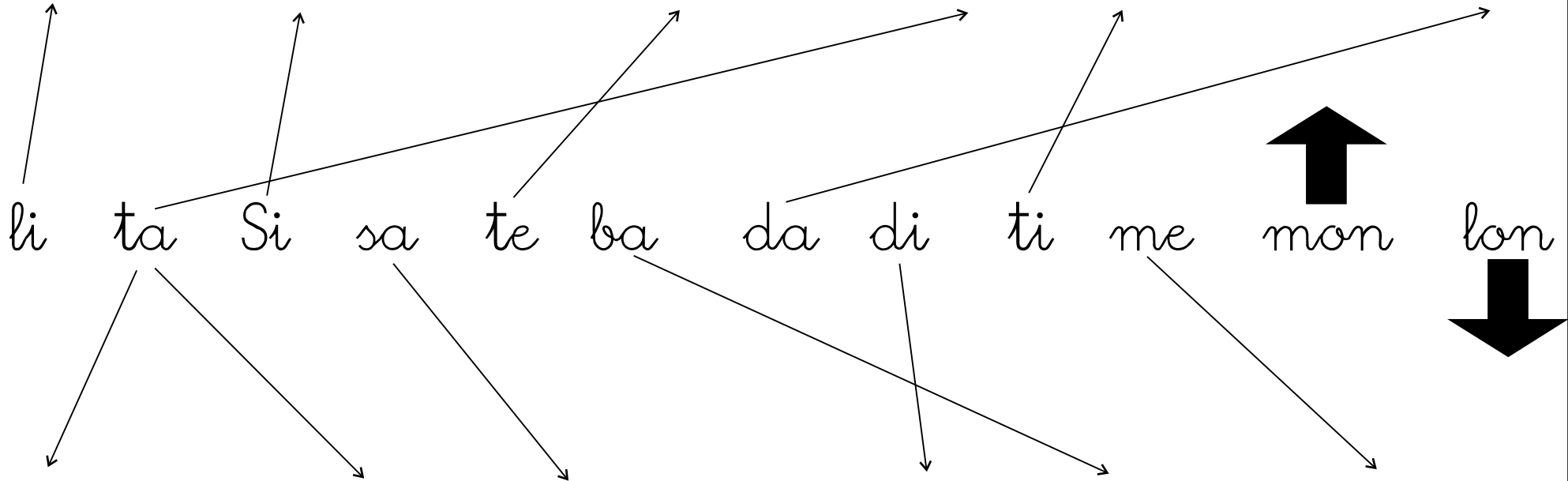
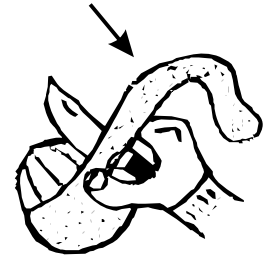



no

nu

en

mon lon

Escribe cada nombre en el lugar que le corresponda.



NOMBRE:

FECHA:

NO1.


na


ne

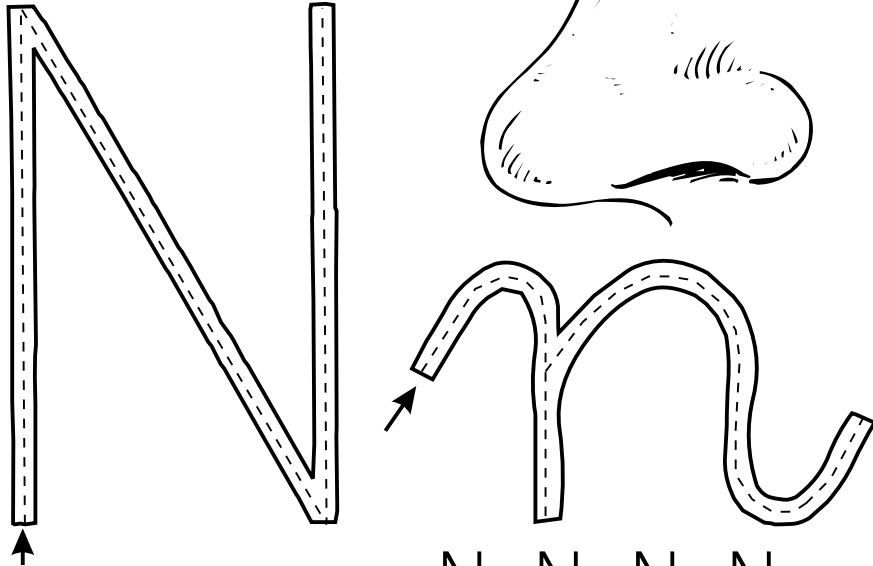
ni

no

nu



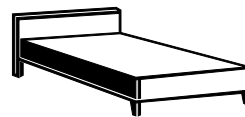
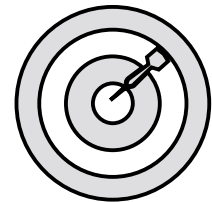

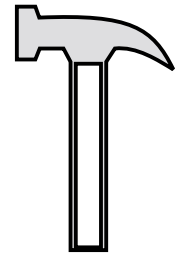

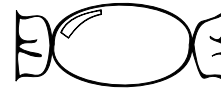



 Repasa, copia y pinta.

 Rodea y pinta los dibujos que tengan "n".



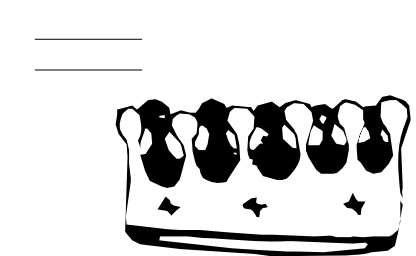


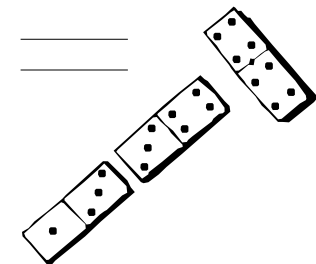




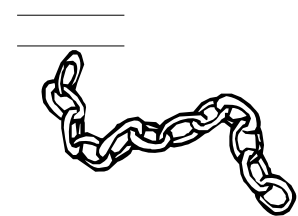


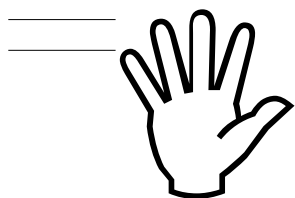


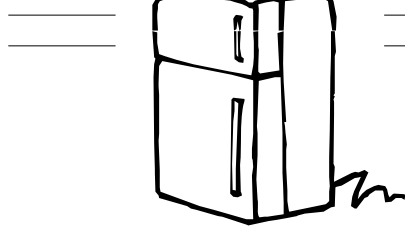

n n n n N N N N

na ne ni no nu





na ne ni no nu







 Observa si los dibujos tienen na, ne, ni, no, nu, y escríbelo.




na ne ni no nu

 Rodea la palabra correcta.

 Lee, une y copia.

	mono mano	nado
	mano momo	mono
	pido miedo	nido
	nobe nube	nuba
	mata nato	nata
	nabo mudo	nudo

na nido
 ne nota
 ni nube
 no nabo
 nu nene




na ne ni

no nu


 Une las sílabas para formar los nombres de los dibujos.

 Lee, escribe y dibuja.

na _____
la _____



na _____
A _____




pi _____
no _____



na _____
lu _____




no _____
ma _____




Natalia




animal




penalti




butano



demonio




melena




na ne ni no nu

 Rodea "si" si lleva "n" o "no" si no lleva.


 Completa los nombres de los dibujos y luego copia.



si no




si no



si no



pia.....



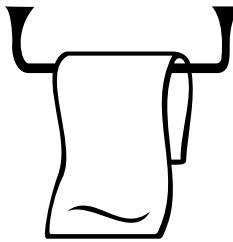
bana.....



si no



si no




si no



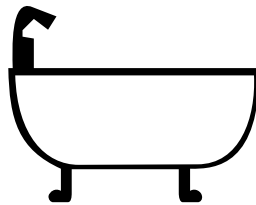
ena.....



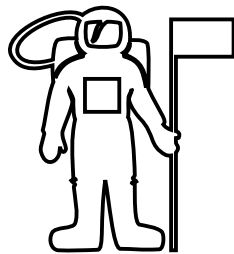
.....da




si no




si no



si no





moli.....




lia.....

na ne ni no nu


 Escribe los nombres.
















 Llena el crucigrama con los nombres anteriores.

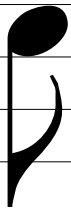


na ne ni no nu

 Escribe los nombres.














 Completa las frases con esos nombres y copia.

Manolo toma un _____.

La _____ es de metal.

La _____ salió del piano.


La _____ tiene dedos.


La _____ es bonita.

El _____ tiene pelo.


un

una

 Escribe "un" o "una" según convenga.

 Escribe "un" o "una" según convenga.

un






una

nata


pino





molino


mano






leona

mono





nido

lana







penona


enano


unos

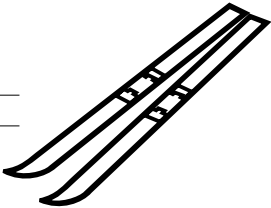
unas


 Escribe "unos" o "unas" según convenga.


 Escribe "unos" o "unas" según convenga.


unos  _____


 _____


 _____


 _____


 _____

 _____


 _____



 _____


 _____


 _____

unas  _____  _____

 _____  _____

 _____  _____

 _____  _____

 _____  _____