

NOMBRE:

FECHA:


K04.

ka ke ki ko ku



Recorta los dibujos y pégalos en su sitio según se vendan por kilo o no. Escribe luego cuántos kilos crees que pesa cada cosa.

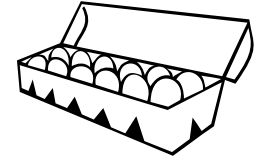

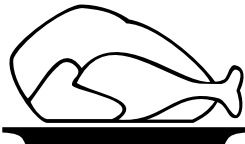
EL KILO



<u>un</u> <u>kilo</u>	_____	_____
-----------------------	-------	-------



--	--	--

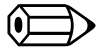



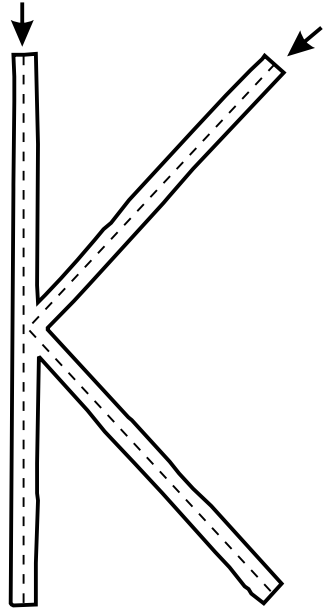
NOMBRE:

FECHA:


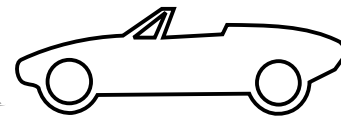
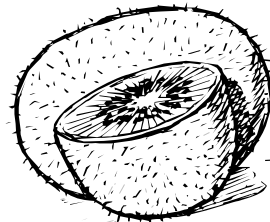
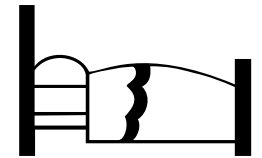


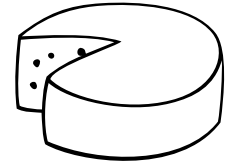

K01.

ka ke ki ko ku

 Repasa, pinta y copia.



 Rodea y pinta las cosas con "ka, ke, ki, ko, ku".



k k k k k K K K K K


ka ke ki ko ku

NOMBRE:

FECHA:

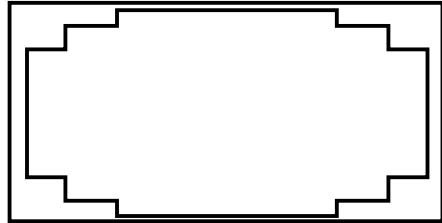
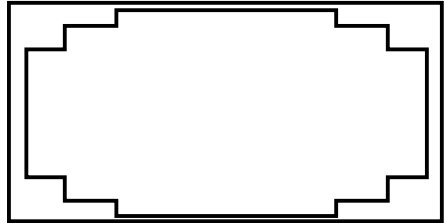
K02.

ka ke ki ko ku

 Completa con la letra "k", copia y dibuja.

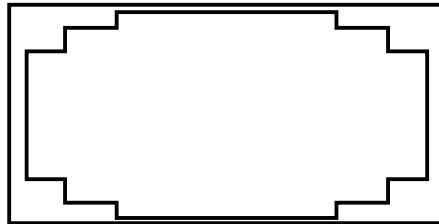
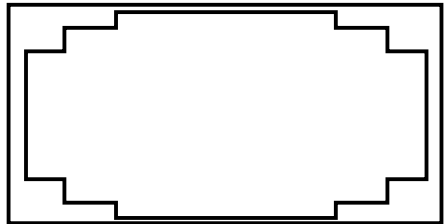
...oala

...arate...a



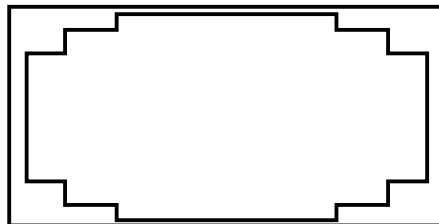
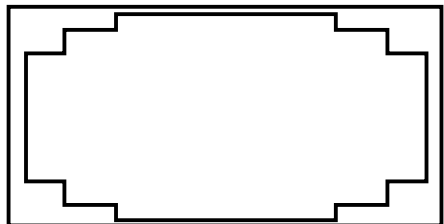
...imono

...anora...

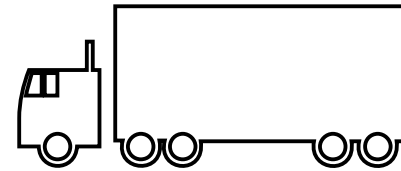

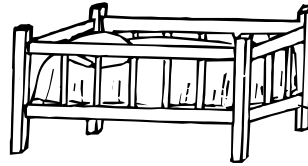


...i...o

...ilo



 Escribe los nombres y cópialos luego en su lugar.



C

K

Blank writing area for the letter C, consisting of five horizontal lines.

Blank writing area for the letter K, consisting of five horizontal lines.

ka

ke

ki

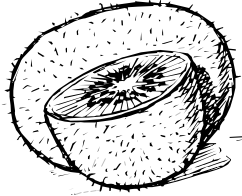
ko


ku




Escribe los nombres.

~















Completa las frases con los nombres de antes.

El _____ es un animal.

El _____ tiene capucha.

El _____ tiene pepitas.

Caminé dos _____.

Las _____ son botas.

El _____ sabe kárate.

kiwi - karateka - okapi - katuskas - anorak - kilómetro