

EL BINGO DE LAS LETRAS

Hoy uno de nuestros amigos nos ha enseñado el regalo que su padre le ha dado traído de su último viaje a unas islas muy lejanas. Se trata de un bingo mágico. Con el que su padre le ha contado que nos vamos a divertir un montón a la vez que aprendemos.

Hemos abierto la caja donde estaba el bingo en clase y nuestra maestra nos ha empezado a leer las instrucciones para que juguemos.



1.- Un alumno de la clase debe de pensar una palabra, y mirar fijamente al bingo mágico.

2.- Entonces el bingo se pondrá a girar y a girar y comenzará a expulsar bolas.

3.- Solo hay un pequeño problema las bolas que forman la palabra que ha pensado vuestro amigo salen desordenadas.



4.- Ahora solo tenéis que intentar combinar las letras y sacar la palabra que nuestro compañero ha pensado. (Pueden existir varias combinaciones con las mismas letras ten en cuenta que solo una es válida y podrás encontrarla en las soluciones).

ejemplo Ficha de Trabajo PALABRA-0




palabra		
a	l	a

Ficha de Trabajo PALABRA-1





palabra




palabra		

Ficha de Trabajo PALABRA-2




palabra


palabra			





Ficha de Trabajo PALABRA-3





palabra			




Ficha de Trabajo PALABRA-4




palabra			




Ficha de Trabajo PALABRA-5




palabra			





Ficha de Trabajo PALABRA-6



palabra			





Ficha de Trabajo PALABRA-7




palabra

palabra			




Ficha de Trabajo PALABRA-8





palabra

palabra			






Ficha de Trabajo PALABRA-9





palabra

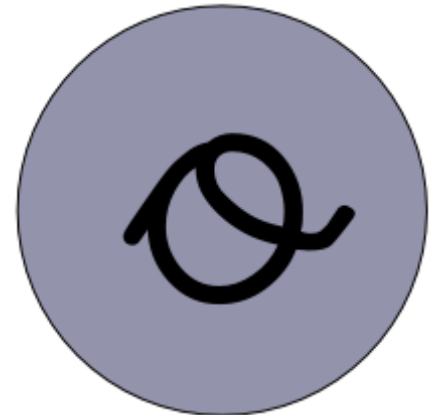

--	--	--	--	--







Ficha de Trabajo PALABRA-10






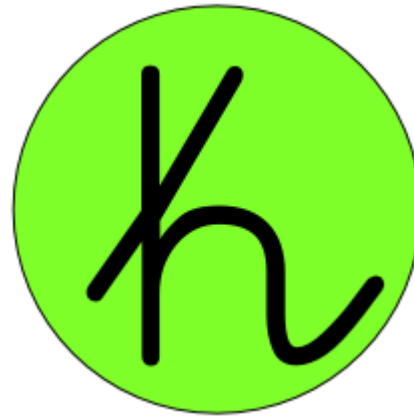


palabra				







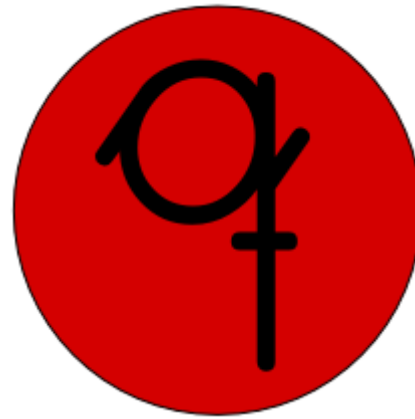
El bingo de las Letras




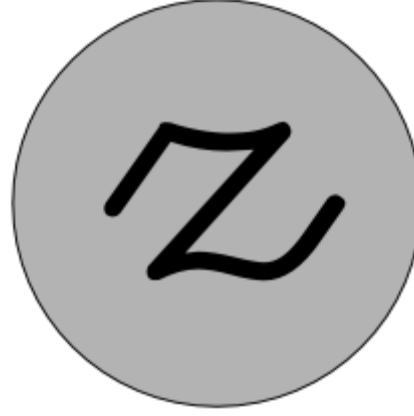

El bingo de las Letras



El bingo de las Letras



El bingo de las Letras



SOLUCIONES

0	PALABRA	ALA
1	PALABRA	ELE
2	PALABRA	LILA
3	PALABRA	PALA
4	PALABRA	PILA
5	PALABRA	LUPA
6	PALABRA	POLO
7	PALABRA	PELO
8	PALABRA	PALO
9	PALABRA	PAPEL
10	PALABRA	PULPO

EL BINGO DE LOS ANIMALES DOMÉSTICOS Y DE GRANJA

Hoy uno de nuestros amigos nos ha enseñado el regalo que su padre le ha dado traído de su último viaje a unas islas muy lejanas. Se trata de un bingo mágico. Con el que su padre le ha contado que nos vamos a divertir un montón a la vez que aprendemos los nombres de los animales.

Hemos abierto la caja donde estaba el bingo en clase y nuestra maestra nos ha empezado a leer las instrucciones para que juguemos.


1.- Un alumno de la clase debe de pensar un animal doméstico o de granja, y mirar fijamente al bingo mágico.

2.- Entonces el bingo se pondrá a girar y a girar y comenzará a expulsar bolas.

3.- Solo hay un pequeño problema las bolas que forman la palabra que ha pensado vuestro amigo salen desordenadas.

4.- Ahora solo tenéis que intentar combinar las letras y sacar el animal que nuestro compañero ha pensado.



Ejemplo Ficha de Trabajo ANIMAL EJEMPLO



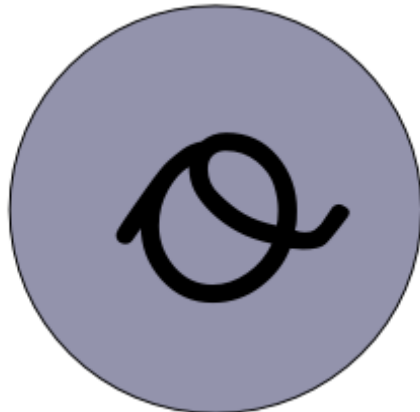
palabra			
B	U	E	Y





Ficha de Trabajo ANIMAL-1





palabra			





Ficha de Trabajo ANIMAL-2



palabra				





Ficha de Trabajo ANIMAL-3



palabra			





Ficha de Trabajo ANIMAL-4






palabra


palabra			






Ficha de Trabajo ANIMAL-5



palabra				






Ficha de Trabajo Animal-6






palabra				



Ejemplo Ficha de Trabajo ANIMAL-7




palabra						






Ejemplo Ficha de Trabajo ANIMAL-8






palabra				




Ficha de Trabajo ANIMAL-9







palabra					




Ficha de Trabajo ANIMAL-10



palabra						





Ficha de Trabajo ANIMAL-11



palabra




palabra			




Ficha de Trabajo ANIMAL-12







palabra				







Ficha de Trabajo ANIMAL-13





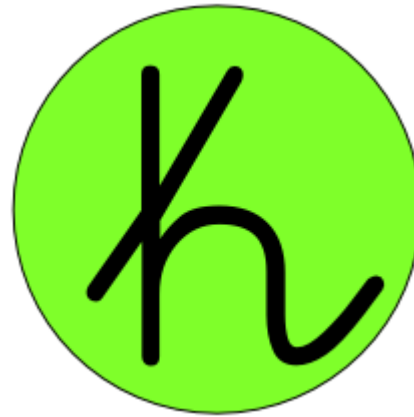


palabra					







El bingo de las Letras





El bingo de las Letras



El bingo de las Letras



El bingo de las Letras



EL BINGO DE LAS FRUTAS

Hoy uno de nuestros amigos nos ha enseñado el regalo que su padre le ha dado traído de su último viaje a unas islas muy lejanas. Se trata de un bingo mágico. Con el que su padre le ha contado que nos vamos a divertir un montón a la vez que aprendemos.

Hemos abierto la caja donde estaba el bingo en clase y nuestra maestra nos ha empezado a leer las instrucciones para que juguemos.



1.- Un alumno de la clase debe de pensar una FRUTA, y mirar fijamente al bingo mágico.

2.- Entonces el bingo se pondrá a girar y a girar y comenzará a expulsar bolas.

3.- Solo hay un pequeño problema las bolas que forman la FRUTA que ha pensado vuestro amigo salen desordenadas.

4.- Ahora solo tenéis que intentar combinar las letras y sacar la palabra que nuestro compañero ha pensado.




Ejemplo Ficha de Trabajo PALABRA-0



palabra		
u	v	a




Ficha de Trabajo PALABRA-1


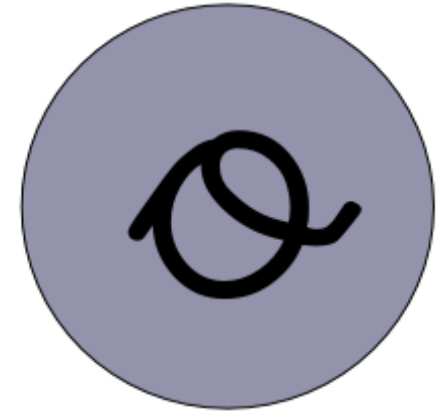


palabra			









Ficha de Trabajo PALABRA-2




palabra				





Ficha de Trabajo PALABRA-3




palabra						





Ficha de Trabajo PALABRA-4





palabra			





Ficha de Trabajo PALABRA-5






palabra						




Ficha de Trabajo PALABRA-6



palabra					

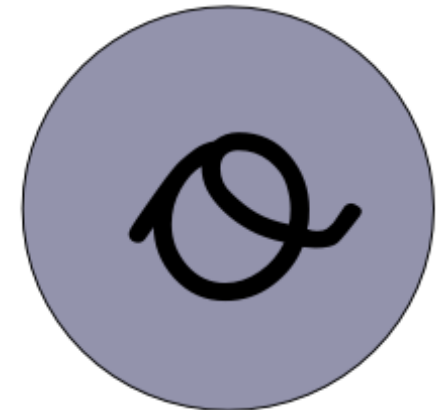



Ficha de Trabajo PALABRA-7



palabra

palabra			

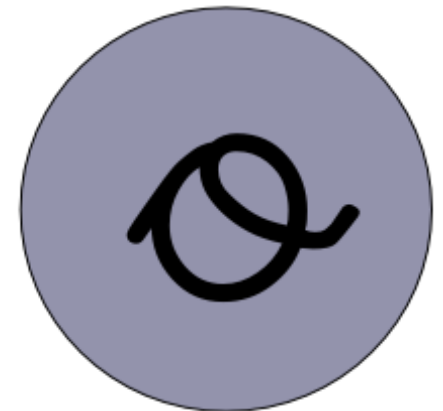



Ficha de Trabajo PALABRA-8



palabra


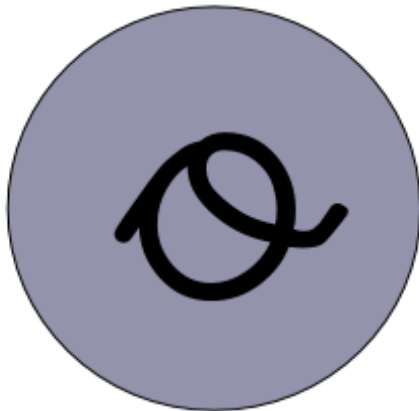

palabra			






Ficha de Trabajo PALABRA-9



palabra				



Ficha de Trabajo PALABRA-10



palabra				

