

⇒ Lee y copia:

Pa Pe Po Pa Pi Pu pa pe pi pu po or er

pala, pelo, lupa, polo, pila, pupa, pie

papá, Pepe, papel, pipa, piel, poleo

La pala y la pila. El pelo y la pupila.

Pepe pela la pipa. El pulpo pelea.

Lola pela el polo. Pili pule la pila.

La ola lia el pelo a Lola. Pepi lee la A.


La lupa y la pila. Papá pela el polo.

La pala y el palo. Pili, Pepa y Lola.

Pepe pela el polo. El pie y la piel.

⇒ Lee, une con flechas y escribe:

El pie




---



---

La pala




---



---

El papel




---



---

El palo




---



---

La lila




---



---

La lupa




---



---

El pelo




---



---

La pila





---




---


El polo




La pipa




El pulpo




El pulpo




Pepa



La pupa



Pepe



⇒ Lee y escribe dos veces:



La pala y el palo.

---

---

---

---



La pila y la pipa.

---

---

---

---



Pepa y Pepe.

---

---

---

---



El pulpo y el papel.

---

---

---

---



El pelo y la lupa.

---

---

---

---

⇒ Completa con **el** o con **la** y copia:

**la** pala      \_\_\_ pelo      \_\_\_ pupa      \_\_\_ poles

=====

=====

=====

=====

\_\_\_ pila

\_\_\_ polo

\_\_\_ ala

\_\_\_ ele

=====

=====

=====

=====

\_\_\_ ola

\_\_\_ pipa

\_\_\_ lupa

\_\_\_ papel

=====

=====

=====

=====

\_\_\_ pulpo

\_\_\_ pie

\_\_\_ palo

\_\_\_ lila

=====

=====

=====

=====

⇒ Completa, lee y escribe:

Papá olía el \_\_\_\_\_.



\_\_\_\_\_

\_\_\_\_\_


El polo, la pala y la \_\_\_\_\_



\_\_\_\_\_

\_\_\_\_\_

Lola pela el \_\_\_\_\_.



\_\_\_\_\_

\_\_\_\_\_

El pie, la piel y la \_\_\_\_\_.



\_\_\_\_\_

\_\_\_\_\_

Pepe lia el \_\_\_\_\_.



\_\_\_\_\_

\_\_\_\_\_

⇒ Lee las palabras de los recuadros:

Pepa Papá Pili	lee olía pela	el poleo. la ele. el polo.
----------------------	---------------------	----------------------------------

Elige palabras de cada recuadro y forma frases.

---

---

---

---

---

⇒ Ordena las palabras para formar frases:

Pepe	la	pe.	lee
------	----	-----	-----

---

---

el	Lali	poleo.	olía
----	------	--------	------

---

---





*lupa*



*pala*



*papá*



*palo*



*pelo*



*pie*



polo

papel

pila



pupa

pipa

poles



pulpo

Pepe

Pepa

⇒ Frases para el dictado:

La pala, la lupa y la pila.

Pepe pela la pipa.

El pulpo pelea.

Lola pela el polo.

Pili pule la pila.

La ola lía el pelo a Lola.

Papá olía el poleo.

Pili, Pepa y Lola.

El pie, la piel y la pupa.

p P



pi pa pe po pu Pa Pu

pie pupa papá papel

pipa poles Pepa púa

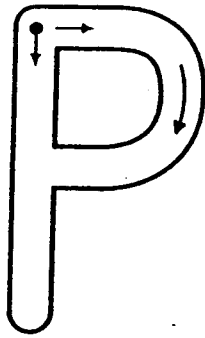
pala polo pelo Pili

Lupe pule la pila.

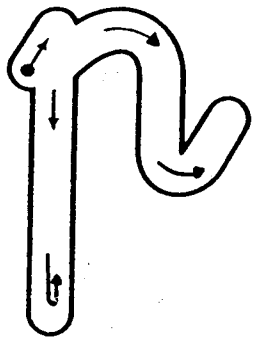
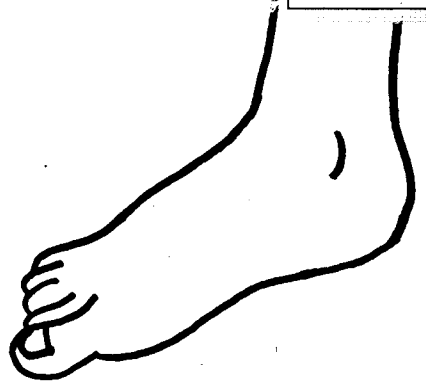
Pili pela el polo.

La pala y el pie.

C. E. A. de Castuera



3 - 1



Continuous cursive tracing of the letter 'p' across a set of three horizontal lines.

Tracing practice for the letter 'p' with a dot at the start of each stroke.

Tracing practice for the letter 'p' with a dot at the start of each stroke.

Tracing practice for the letter 'P' with a dot at the start of each stroke.

Tracing practice for the letter 'p' and 'P' with a dot at the start of each stroke.

Tracing practice for the letter 'p' with a dot at the start of each stroke.

Tracing practice for the letter 'p' with a dot at the start of each stroke.

Tracing practice for the letter 'p' with a dot at the start of each stroke.



- Rodea la letra p:

p P

l p t d r i q t j d f d r  
 q g t l r l o r l q d f r  
 h j r i l q r f h d r l n  
 f r n r q j n r q g r n  
 P D F P Q B H P B D P O

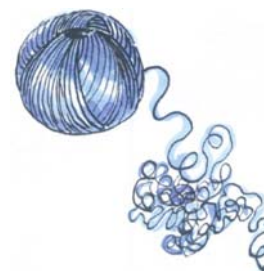

- Rodea la letra p:

p

pie pupa papá lupa  
 pelo pala pelota patata  
 pato palomo paño pena  
 peso pulpo país papel  
 pollo pis pipa polo pila



⇒ Rodea los objetos que llevan *ru*:



⇒ Lee y copia:

pa pe po Pu pe Pi pa po papá

Handwriting practice lines consisting of three horizontal lines.

⇒ Forma palabras:

pa	la
pe	lo
po	lo
pi	la
Pe	pa
Pe	pe
pul	po

Handwriting practice lines for the first set of words.

pi	e
lu	pa
Lu	pe
Pi	li
la	pa
pi	el
pa	pel

Handwriting practice lines for the second set of words.

pu	pi	la
po	le	o
pe	le	a

Handwriting practice lines for the third set of words.