



as es is os us



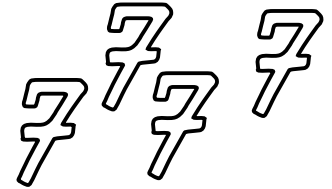
 Fíjate en los dibujos y escribe.



oso



osos



\_\_\_\_\_

\_\_\_\_\_

\_\_\_\_\_

\_\_\_\_\_

\_\_\_\_\_

\_\_\_\_\_

\_\_\_\_\_

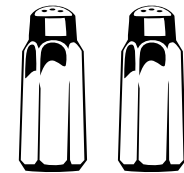

\_\_\_\_\_

\_\_\_\_\_

\_\_\_\_\_

\_\_\_\_\_

\_\_\_\_\_



esos

esas



Escribe "esos" o "esas" según convenga.

esos



\_\_\_\_\_




esas

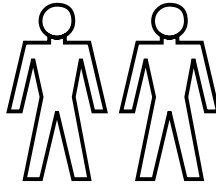
osas

\_\_\_\_\_

osos



\_\_\_\_\_



\_\_\_\_\_


sapos

\_\_\_\_\_

sopas



\_\_\_\_\_




\_\_\_\_\_

pasos

\_\_\_\_\_

pisos



\_\_\_\_\_



\_\_\_\_\_


setas

\_\_\_\_\_

sietes



\_\_\_\_\_



\_\_\_\_\_




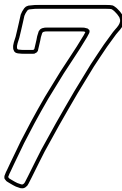




pesos


\_\_\_\_\_

salas

as es is os us

 Rodea y pinta los dibujos con "as, es, is, os, us".



 Escribe "este" o "esta" según el nombre.

este esta

\_\_\_\_\_ pasta \_\_\_\_\_ susto

\_\_\_\_\_ mes \_\_\_\_\_ pista


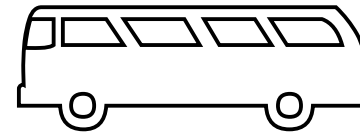
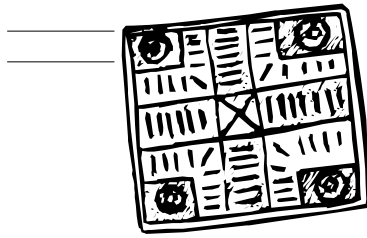


\_\_\_\_\_ postal \_\_\_\_\_ poste

\_\_\_\_\_ oasis \_\_\_\_\_ aspa

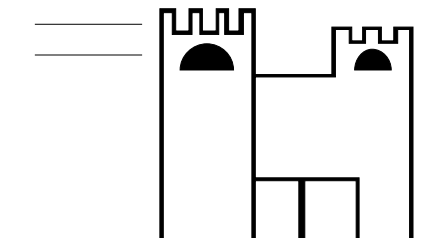


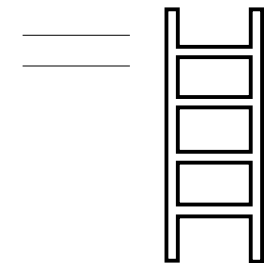

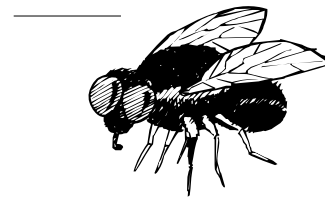

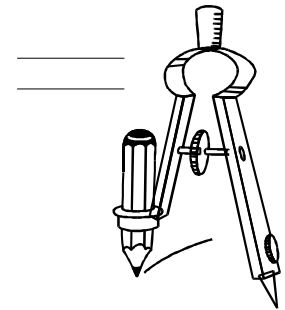

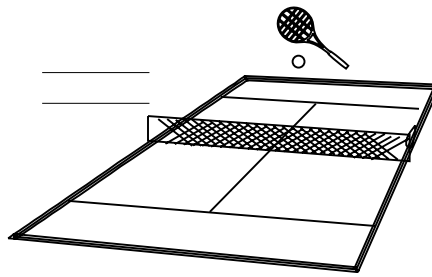

\_\_\_\_\_ esposa \_\_\_\_\_ siete

as es is os us

 Observa si los dibujos tienen "as, es, is, os, us", y escríbelo.




2



as es is os us

Completar con "as, es, is, os, us" y copia.



...poso

\_\_\_\_\_



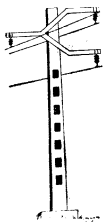
p...tel

\_\_\_\_\_



oas...

\_\_\_\_\_



p...te

\_\_\_\_\_




s...to

\_\_\_\_\_

Escribir los nombres.



\_\_\_\_\_  
\_\_\_\_\_  
\_\_\_\_\_



\_\_\_\_\_  
\_\_\_\_\_  
\_\_\_\_\_

1 + 1 = 2


\_\_\_\_\_  
\_\_\_\_\_  
\_\_\_\_\_

MARZO

Lu	Ma	Mi	Ju	Vi	Sa	Do
1	2	3	4	5	6	7
8	9	10	11	12	13	14
15	16	17	18	19	20	21
22	23	24	25	26	27	28
29	30					



\_\_\_\_\_  
\_\_\_\_\_  
\_\_\_\_\_




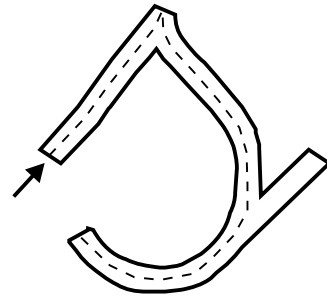
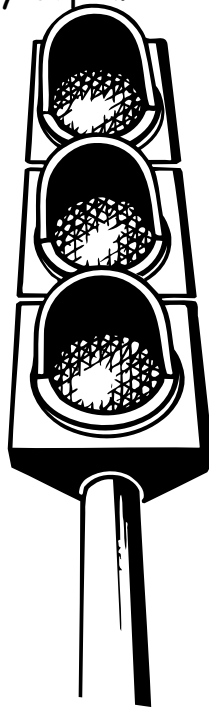
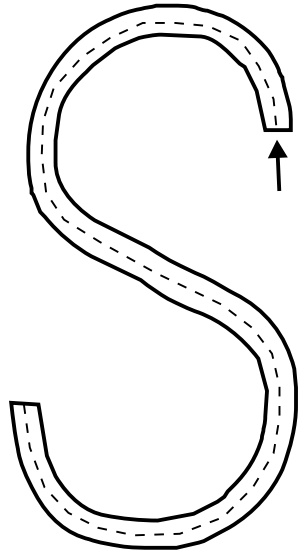
\_\_\_\_\_  
\_\_\_\_\_  
\_\_\_\_\_

NOMBRE:

FECHA:

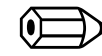
501.




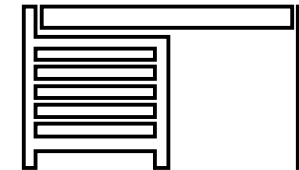





 Repasa, pinta y copia.



◁ ▷ ◁ ▷ ◁ ▷ ◁ ▷ ◁ ▷ S S S S S








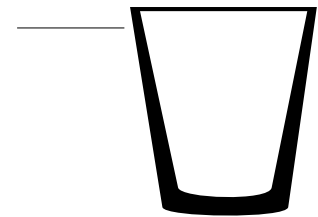


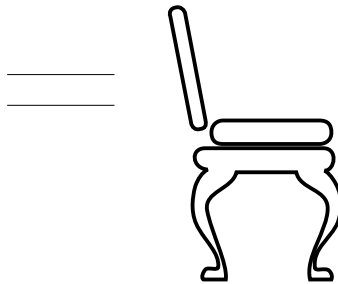
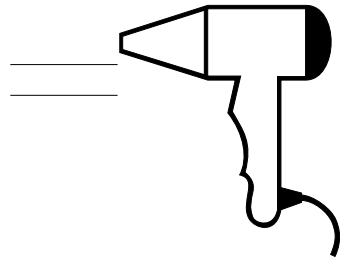


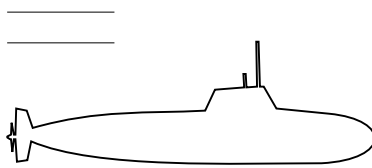
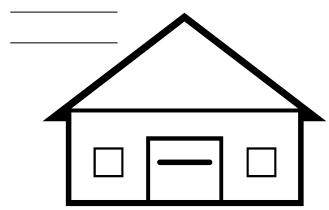
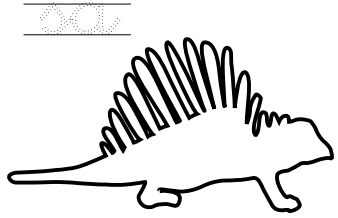
sa se si so su

 Rodea y pinta los dibujos que tengan "s".



Sa Se Si So Su sa se si so su

 Observa si los dibujos tienen "sa, se, si, so, su", y escríbelo.



Sa Se Si So Su

 Lee, copia y dibuja.

misa

\_\_\_\_\_




paso

\_\_\_\_\_



solapa

\_\_\_\_\_



misil

\_\_\_\_\_




satélite

\_\_\_\_\_



aseo

\_\_\_\_\_



sa se si so su

 Lee, escribe y une con los dibujos.

sopa

\_\_\_\_\_

pesa

\_\_\_\_\_

sapo



\_\_\_\_\_

sol

\_\_\_\_\_


Suso

\_\_\_\_\_

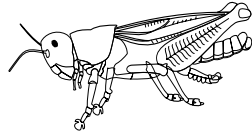





Sa Se Si So Su

 Rodea del mismo color la sílaba y los dibujos que empiezan por ella.

Sa



\_\_\_\_\_


Se



6

\_\_\_\_\_

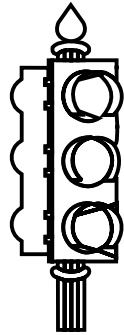
Si



7

\_\_\_\_\_

So



\_\_\_\_\_

Su



\_\_\_\_\_

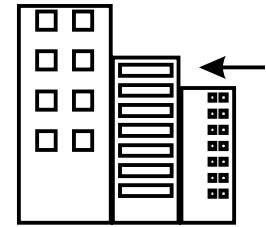
sa se si so su

 Completa con sa. se. si. so. su.




mi\_\_\_\_\_

\_\_\_\_\_



pi\_\_\_\_\_

\_\_\_\_\_



pa\_\_\_\_\_

\_\_\_\_\_



pi\_\_\_\_\_

\_\_\_\_\_



to\_\_\_\_\_

\_\_\_\_\_




pa\_\_\_\_\_

\_\_\_\_\_

Sa Se Si So Su


sa se si so su

 Une y rodea las palabras ocultas.

 Completa con "sa, se, si, so, su".

i  
e  
s  
a  
l  
t  
o  
p  
u  
m

O  
P  
S  
I  
L  
U  
E  
T  
A  
M




a.....

\_\_\_\_\_

1  
+ 1  
-----  
2

.....ma

\_\_\_\_\_



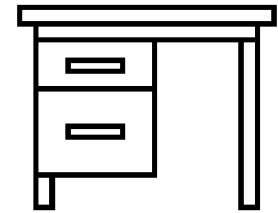
pe.....

\_\_\_\_\_



o.....

\_\_\_\_\_



me.....


\_\_\_\_\_



.....ta

\_\_\_\_\_

Sa Se Si So Su



Lee, escribe y haz los dibujos.

El sapo pisa la sal.

---

---



Elisa pasea sola.

---

---



sa se si so su

Samuel amasa la masa.

---


---



Ese oso es mimoso.

---

---



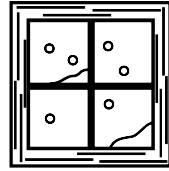

Sa Se Si So Su

sa se si so su



Escribe "ese" o "esa" según convenga.

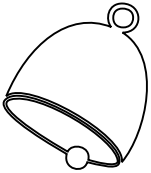
ese



esa

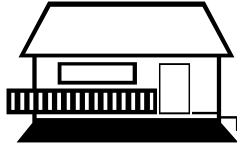
masa

paseo




pulso

salsa




sopapo

suela



sitio

aseo



poesía

suma

Sa Se Si So Su

 Une y copia.



salto

\_\_\_\_\_

6

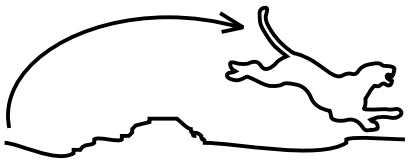
siete

\_\_\_\_\_

7

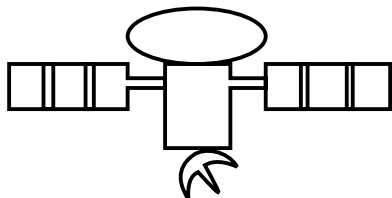
isla

\_\_\_\_\_



satélite

\_\_\_\_\_



seis

\_\_\_\_\_

sa se si so su

 Escribe los nombres.



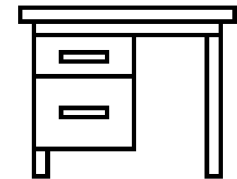
\_\_\_\_\_  
\_\_\_\_\_  
\_\_\_\_\_




\_\_\_\_\_  
\_\_\_\_\_  
\_\_\_\_\_

$$\begin{array}{r} 1 \\ + 1 \\ \hline 2 \end{array}$$

\_\_\_\_\_  
\_\_\_\_\_  
\_\_\_\_\_



\_\_\_\_\_  
\_\_\_\_\_  
\_\_\_\_\_



\_\_\_\_\_  
\_\_\_\_\_  
\_\_\_\_\_



\_\_\_\_\_  
\_\_\_\_\_  
\_\_\_\_\_