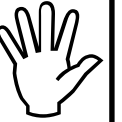



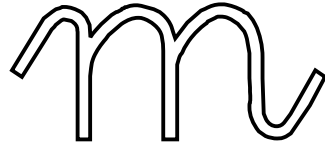
ma me mi mo mu

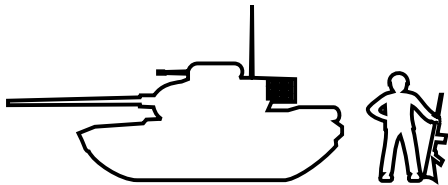


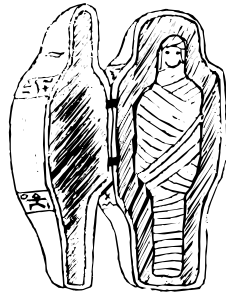
Descubre las palabras escondidas y cópialas en sus sitios 2 veces.

ememilimeamomia

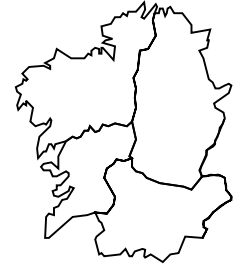
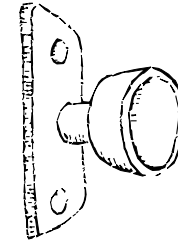












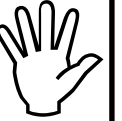
Junta las sílabas y forma los nombres.



li po pa ma pu lo la mo mu



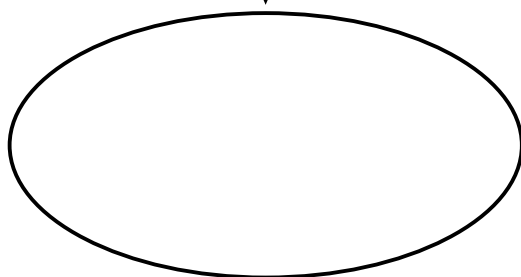

ma me mi mo mu



Coloca cada palabra en su sitio. Descubre la palabra escondida en vertical y dibújala.

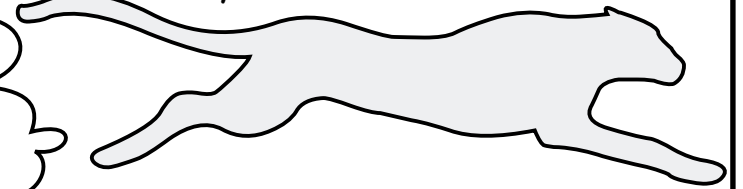
lima muela mío
amapola paloma

?




Ordena las palabras y forma frases.


puma
El
pelea.



lame.
mula
La



Mi
mola.
paloma



lee.
mamá
Mi

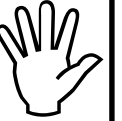


NOMBRE:

FECHA:

M17.

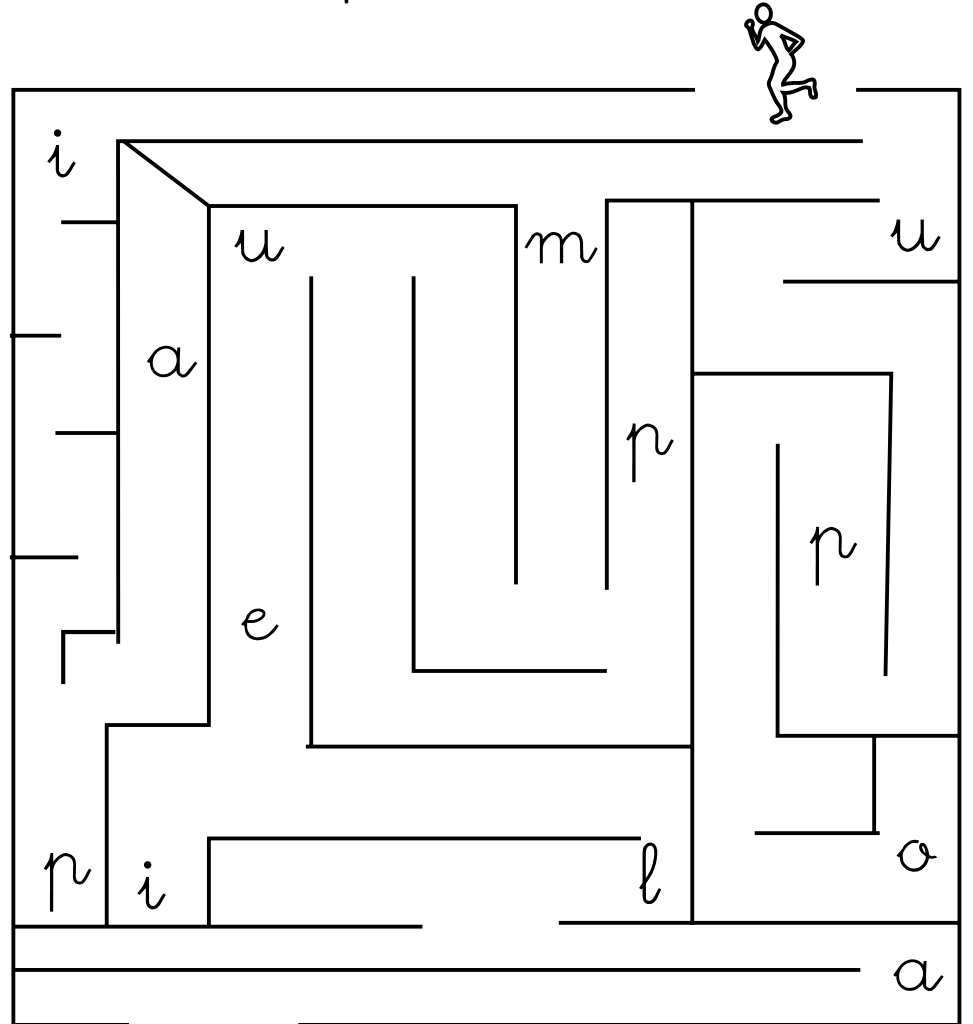
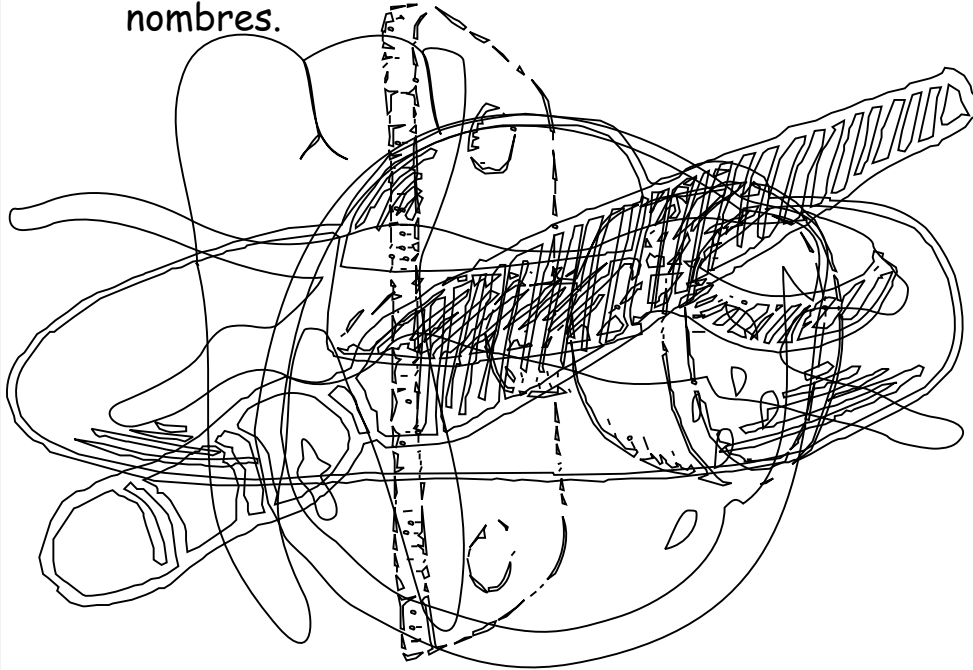
ma me mi mo mu



Descubro lo que hay escondido y completo sus nombres.



Descubre la palabra escondida en el laberinto.



li.....

mu.....


pu.....

pa.....

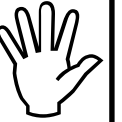
po.....

po.....





ma me mi mo mu



Pinta mayúscula y minúscula de un mismo color.

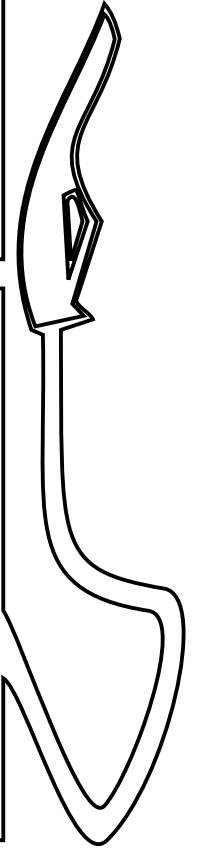
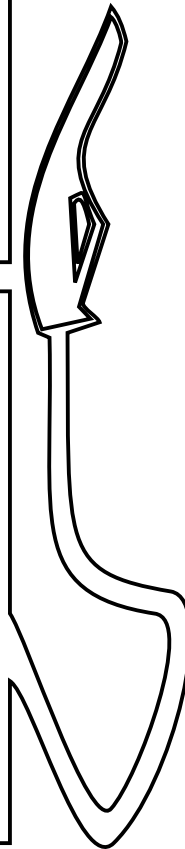


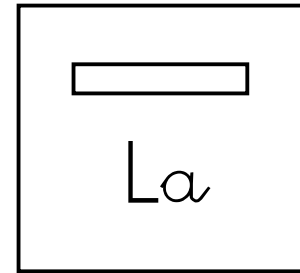
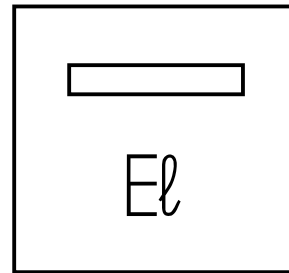
Escribe cada palabra en su sitio.

M O u A

n L I e

i E O l

U m a P



NOMBRE:

FECHA:

M19.

ma

me

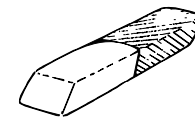



mi

mo

mu



Rodea cada dibujo con la forma adecuada. Pinta luego del mismo color sílaba y dibujo.

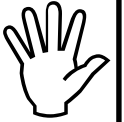


NOMBRE:

FECHA:

M20.

ma me mi mo mu



Lee, escribe con minúsculas y dibuja.

LAMA



MUELA



POMELO



MALO




MAPA



PAMELA



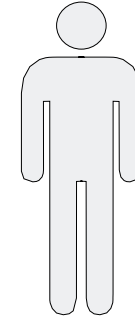
Escribe cada nombre en su sitio (hombre o mujer).



Mili

Paula

Lupe



Lolo

Pepe

Milú













NOMBRE:

FECHA:

MOI.

ma

me

mi

mo



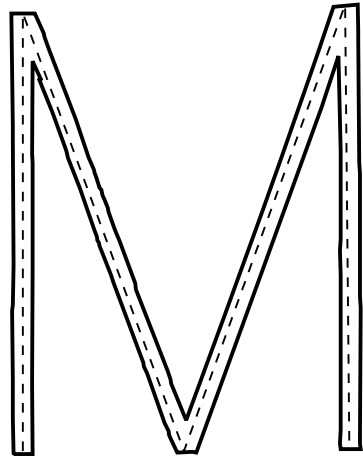
mu



Repasa, pinta y copia.



Rodea y pinta los dibujos que tengan "m"









m m m m M M M M

Blank handwriting lines for practicing the letter 'm'.

ma me mi mo mu

Blank handwriting lines for practicing the words 'ma', 'me', 'mi', 'mo', and 'mu'.



NOMBRE:


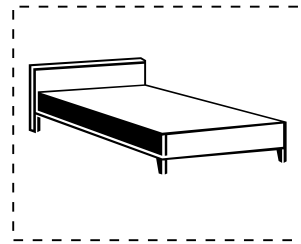

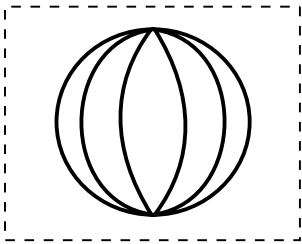



FECHA:

MO2.

 Recorta los dibujos y pégalos en su sitio.

m		

m		




NOMBRE:

FECHA:

MO3.

 Copia las frases y haz los dibujos.

 Copia los nombres.

Mi mamá muele.



mamá




muela




mapa


Mi papá me mima.




puma







mula






lima


 Escribe lo que dicen ...



muuu-miauu-mamá



 Observa los nombres y rodea la letra "m".




almendras



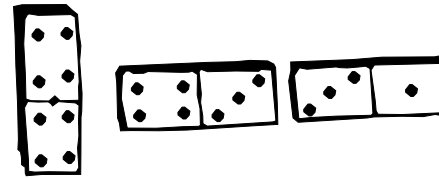
camarón




bombona



chimenea




dominó



empanada



fantasma



flamenco



gnomo

NOMBRE:

FECHA:

MO5.

 Copia la palabra y haz el dibujo.

paloma

amapola




malo

mula



pomelo

Mili



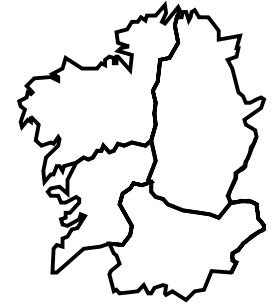
 Completa el nombre y copia 2 veces.




ma




.....ela




.....pa




pu



.....la

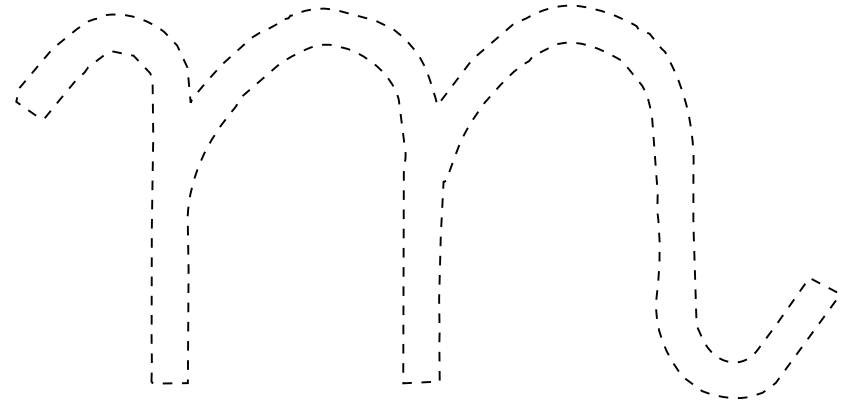


li

 Rodea la letra "m".

e n m n
 u i a u a
 m u o n a
 n e m i e
 m n e m
 e o a n
 u n m n o

 Repasa y pinta la letra.



 Copia y dibuja quién dice ...

miau

muuu



NOMBRE:

FECHA:

M07.

ma

me


mi

mo

mu



Completa y haz dibujos que empiecen por ...



a →

ma →

e →

== →

i →


== →

o →

== →

u →

== →



NOMBRE:

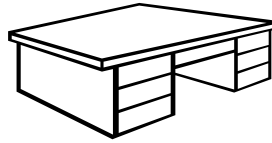
FECHA:

MO8.

ma me mi mo mu

 Une sílaba con dibujo y copia.


ma



me



mi




mo




mu



 Une palabra con dibujo y copia.

Mimí




mula




paloma



pamela



lima



ma

me

mi

mo

mu



Lee, copia y dibuja.



mamá

mapa



muela

puma



pelea

lima



Escribe palabras con las sílabas rodeadas y otras.



NOMBRE:

FECHA:

M10.

ma me mi mo mu



Rodea las palabras iguales del mismo color.



Rellena el crucigrama con mayúsculas.

miel	pomo	mula
mapa	lima	mamá
muela		malo
	pomo	
pamela		pomelo
	mamá	muela
	lima	
mula		mapa
	pamela	
malo		miel

The crossword puzzle grid consists of the following cells:

- Row 1: 4 cells
- Row 2: 1 cell, 3 cells
- Row 3: 4 cells
- Row 4: 1 cell, 1 cell, 1 cell, 1 cell
- Row 5: 4 cells
- Row 6: 1 cell, 4 cells

Clues and illustrations:

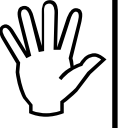
- Map of Spain (top) points to Row 1, Column 2.
- Woman holding a baby (left) points to Row 1, Column 1.
- Camera (left) points to Row 3, Column 1.
- Tooth (right) points to Row 4, Column 3.
- Comb (bottom) points to Row 5, Column 2.

NOMBRE:

FECHA:

M11.

ma me mi mo mu



Descubre los mensajes secretos y dibuja.



Descubre las palabras escondidas y dibuja.

M L m l a e i u

○ ● □ ■ ▽ ▾ □ ■ ▾



□ ▾ □ ▾ □ ▾ ▾ □ ▾

l a a p o m

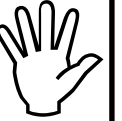
□ □ □ □ □ □ □ □

o a m a l a p


□ □ □ □ □ □ □ □




ma me mi mo mu



Completa los nombres con "ma, me, mi, mo, mu".



pa.....



pa...lo




pa...la





palo.....

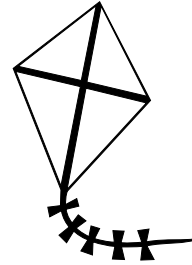



Escribe "ma, me, mi, mo, mu" según el nombre.

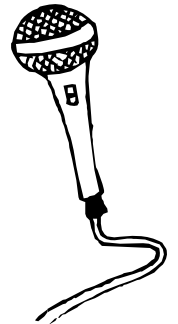




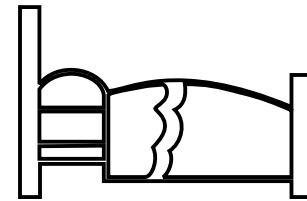













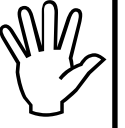



NOMBRE:

FECHA:


M13.


ma me mi mo mu

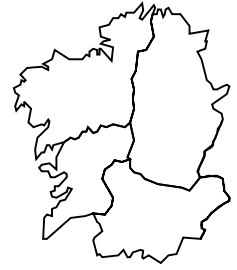



 Escribe nombres con "m".










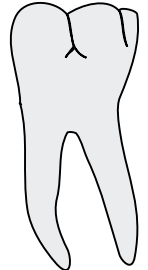






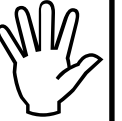









ma me mi mo mu



Lee, escribe y dibuja.

Mi papá mea.


Handwriting practice lines for the word 'mea'.



Escribe los nombres.



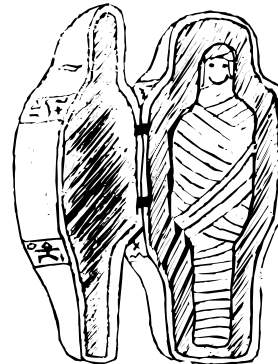
Handwriting practice lines for the word 'mea'.



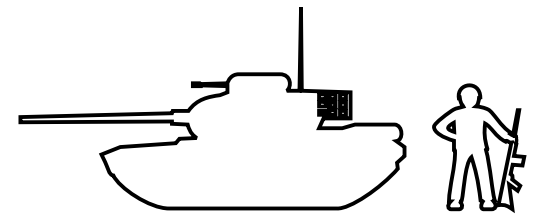
Handwriting practice lines for the word 'mea'.

Mi mamá muele.

Handwriting practice lines for the word 'muele'.



Handwriting practice lines for the word 'muele'.



Handwriting practice lines for the word 'muele'.