


lla lle lli llo llu

 Lee, une con los dibujos y copia.

Olalla toma la empanadilla.

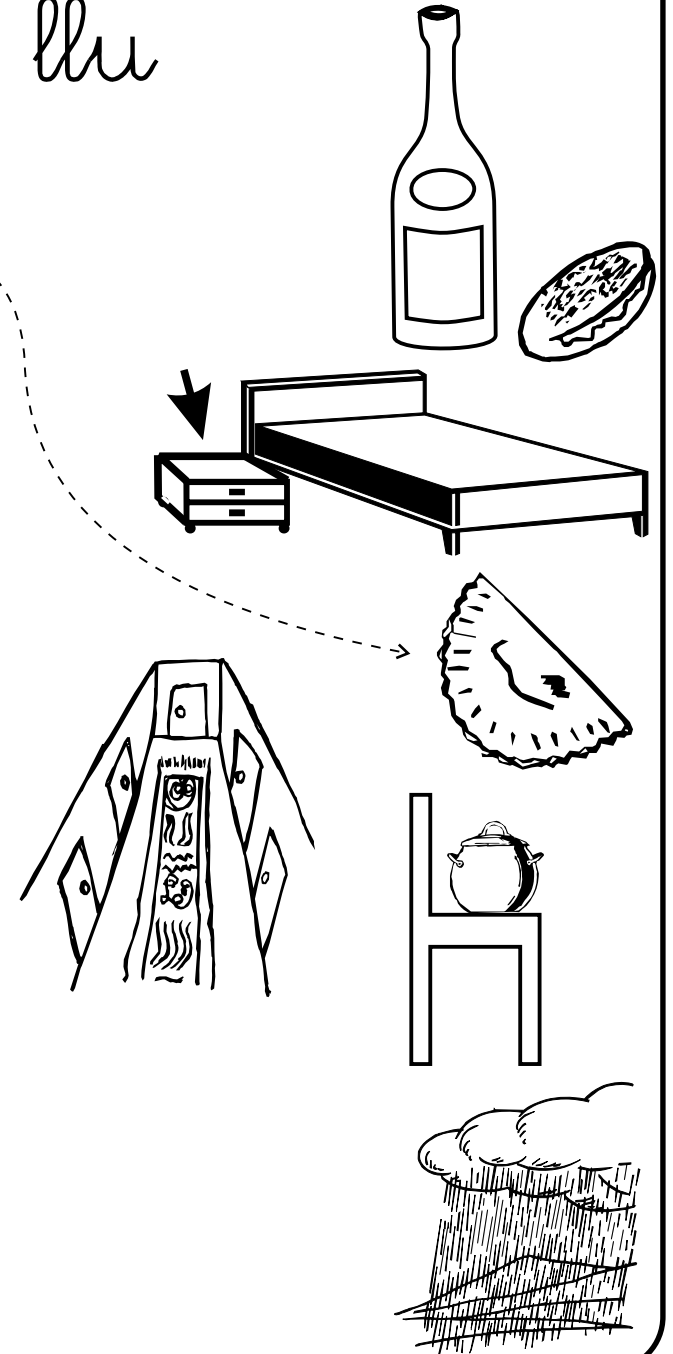
La botella y el bollo.

En la montaña llueve.

La olla está en la silla.

Pon la llave en la mesilla.

El sillón del pasillo.



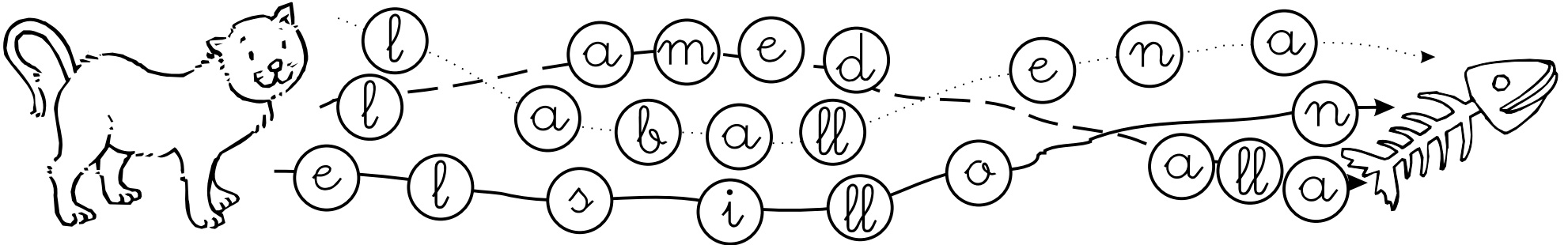
NOMBRE:


FECHA:


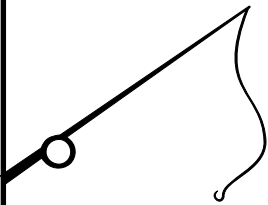
LLO8.


lla lle lli llo llu

 Sigue los caminos, escribe y dibuja.





 Escribe las palabras que tengan "lla, lle, lli, llo, llu".





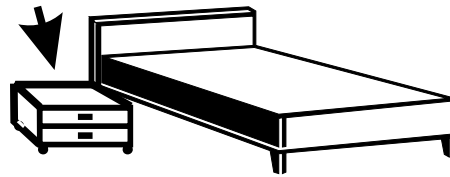
lla lle lli llo llu


 Escribe los nombres.






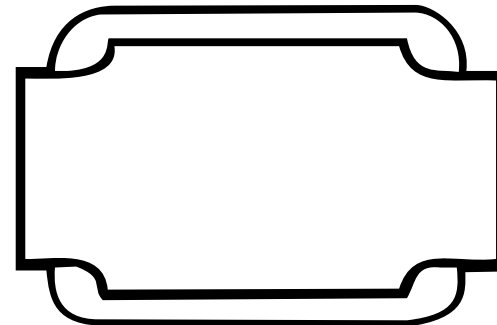
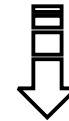
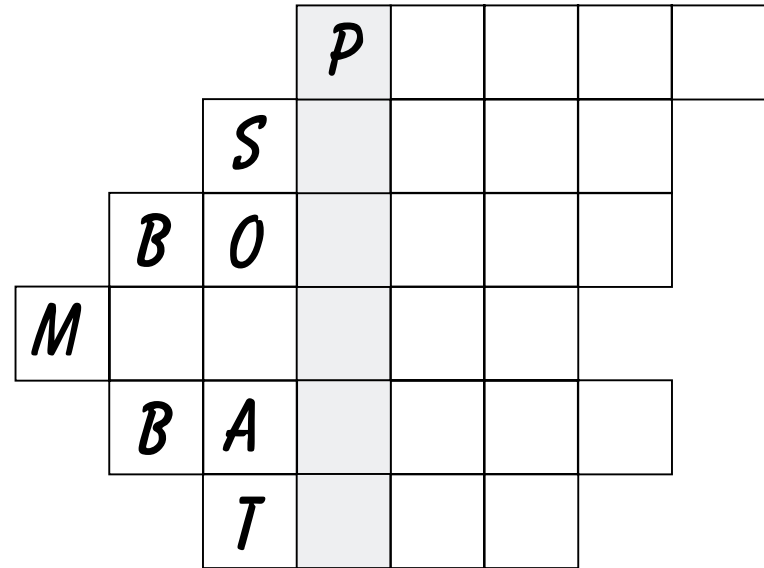








 Escribe otra vez los nombres y dibuja la palabra escondida. Observa las letras ya colocadas.



lla

lle

lli


llo

llu



Escribe los nombres.

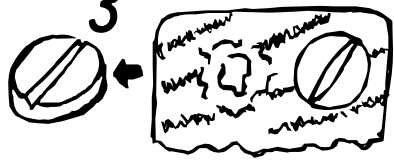
1



2




3



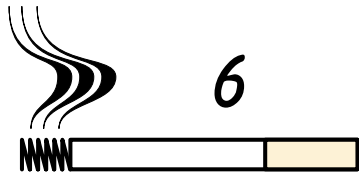
4



5



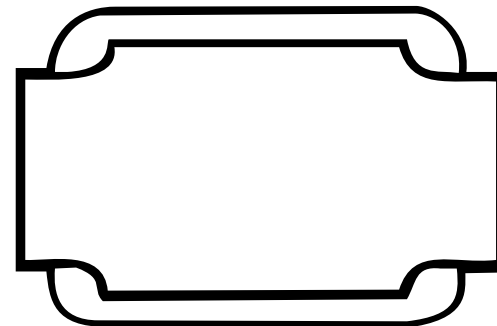
6





Escribe otra vez los nombres y dibuja la palabra escondida.

			6							
2										
3										
5										
4										
1										



NOMBRE:

FECHA:

LLO1.

lla

lle

lli

llo


llu



Repasa, pinta y copia.








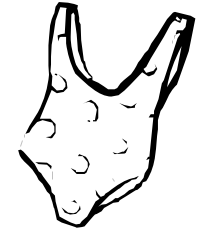
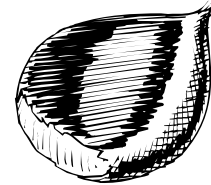


Rodea y pinta las cosas que tengan la letra "ll".



ll ll ll ll ll Ll Ll Ll Ll

lla lle lli llo llu





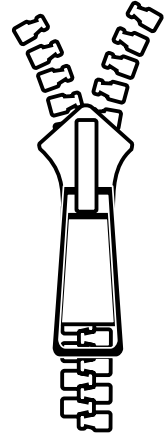

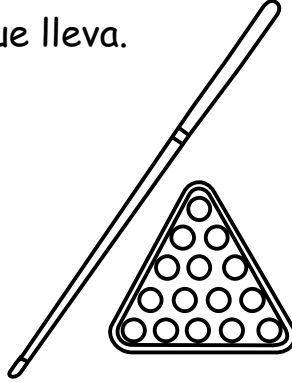
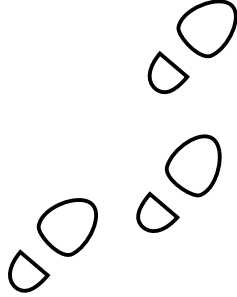
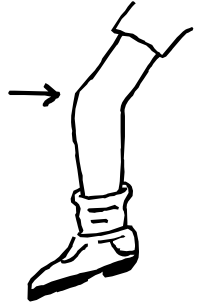
NOMBRE:

FECHA:

LLO2.

lla lle lli llo llu

 Une cada dibujo con la sílaba que lleva.




lla





lle

lli

llo



llu



NOMBRE:


FECHA:


LLO3.


lla lle lli llo llu



Observa si los dibujos tienen lla, lle, lli, llo, llu, y escríbelo.




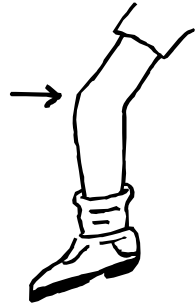


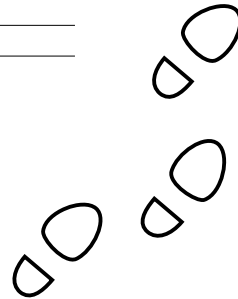





























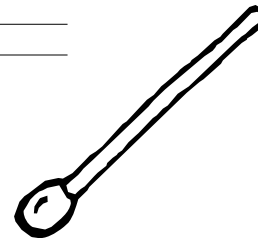
















lla lle lli llo llu

Completa con "lla, lle, lli, llo, llu", copia y dibuja.



nati.....

ba.....na





po.....to

piti.....

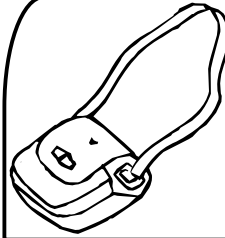


.....via

bo.....


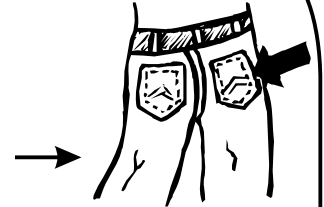


Completa como en el ejemplo.

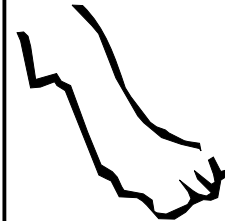
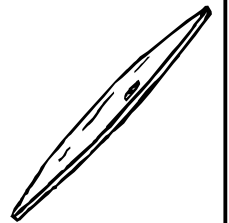


← bolso



bolsillo




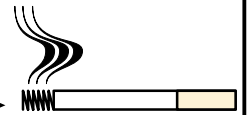
← palo



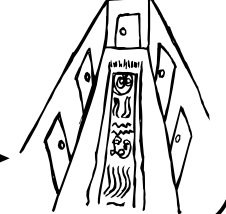
← pata



← _____




← _____



lla lle lli llo llu


 Une los dibujos que suenan parecido.




 Escribe cada nombre en el sitio adecuado.

bellota bollo muelle

llama avellana bollo









NOMBRE:


FECHA:


LLO6.


lla lle lli llo llu


 Dibuja cosas que tengan "lla, lle, lli, llo, llu".

 Escribe los nombres

lla 

lle 

lli 

llo 

llu 