





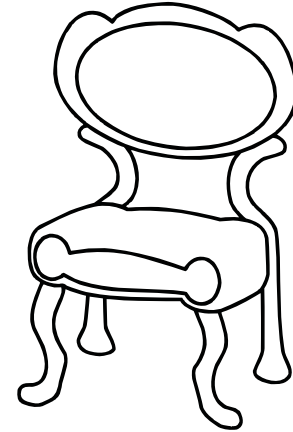
sapo




seta




silla



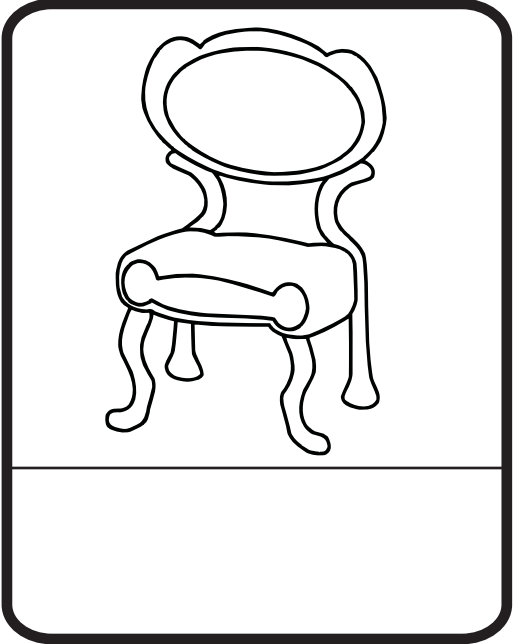





soldado



submarino





sarpe

silla

seta




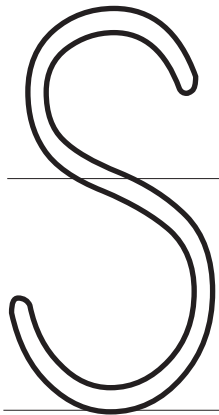

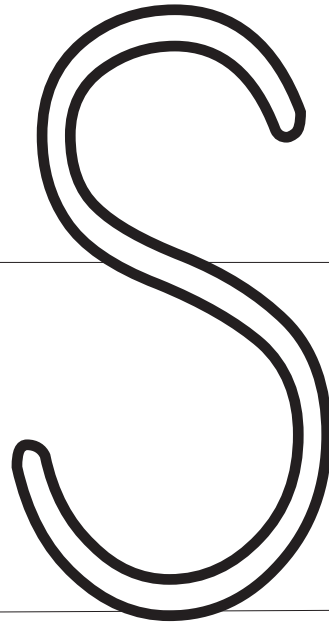

soldado

submarino



Presentación letra S.

Técnica: Colorear y repasar con pinturas






Presentación letra S.

Técnica: Colorear y repasar con pinturas





Discriminación visual y auditiva.
Técnica: Rodear las letras: S y s.







A collection of letters for an auditory discrimination task. The letters are arranged in a grid-like fashion:

- Row 1: M, A, P, S, m, a, r, S
- Row 2: r, S, m, e, o, m, A
- Row 3: A, q, P, a, P, i, E, S
- Row 4: M, e, s, m, r, E, S

At the bottom right, there is a box containing a drawing of a frog.



Grafía de la letra S.
Técnica: Repasar con pinturas.





Enlazamos la letra S con las vocales
Técnica: Repasar con pinturas.

